

BLOCKER PLATES
BLOCKER PLATE PACKERS
INTERLOCKERS
WRAP AROUND PLATES
DEAD BOLTS & WRAP AROUNDS
ACRYLIC PACKING PLATES
EXTENDED STRIKERS
SPECIALTY STRIKERS
STRIKERS
MORTICE LOCK TO ENTRANCE SET
DRESS PLATES
CONCEALED FIX DRESS PLATES
FILLER PLATES
EUCTCHEONS & ELECTRIC STRIKE
MOUNTING BLOCKS
MORTICE LOCK FACE PLATES
ROLLER DOOR DRESS PLATES
LOCK BOXES
PUSH PLATES
PULL PLATES
PADLOCK COLLARS & LANYARDS
DOOR GUARDS
MISCELLANEOUS PRODUCTS
BORG 2000 & 5000 ADAPTER PLATES
ACCESSORIES

BDS

SECURITY PRODUCTS Catalogue 2024/2025



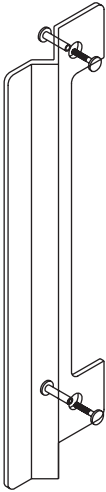
**AUSTRALIAN MADE
AND OWNED**

INDEX

| | |
|---|-------|
| BLOCKER PLATES | 1-6 |
| BLOCKER PLATE PACKERS | 7-8 |
| INTERLOCKERS | 9 |
| WRAP AROUND PLATES | 10 |
| DEAD BOLTS & WRAP AROUNDS | 11 |
| ACRYLIC PACKING PLATES | 12-15 |
| EXTENDED STRIKERS | 16 |
| SPECIALTY STRIKERS | 17 |
| STRIKERS | 18 |
| MORTICE LOCK TO ENTRANCE SET | 19 |
| DRESS PLATES | 20-22 |
| CONCEALED FIX DRESS PLATES | 23 |
| FILLER PLATES | 24 |
| ESCUTCHEONS & ELECTRIC STRIKE / MOUNTING BLOCKS | 25 |
| MORTICE LOCK FACE PLATES | 26-27 |
| ROLLER DOOR DRESS PLATES | 28 |
| LOCK BOXES | 29-32 |
| PUSH PLATES | 33 |
| PULL PLATES | 34 |
| PADLOCK COLLARS & LANYARDS | 35 |
| DOOR GUARDS | 36 |
| MISCELLANEOUS PRODUCTS | 37-38 |
| BORG 2000 & 5000 ADAPTER PLATES | 39-40 |
| ACCESSORIES | 41-42 |

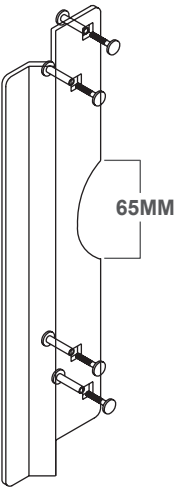
BLOCKER PLATES

FIRE RATED (Pending)




06001046 (MILD STEEL)
 09351115 (STAINLESS STEEL)
 BLOCKER PLATE TO SUIT MORTICE LOCK

| Part No. | Dimension | Material | Thickness |
|----------|------------|-----------------|-----------|
| 06001046 | 275mmx80mm | Mild Steel | 3mm |
| 09351115 | 275mmx80mm | Stainless Steel | 3mm |



09351116 (MILD STEEL)
 06001048 (STAINLESS STEEL)
 BLOCKER PLATE TO SUIT ENTRANCE SET

| Part No. | Dimension | Material | Thickness |
|----------|------------|-----------------|-----------|
| 09351116 | 275mmx80mm | Mild Steel | 2mm |
| 06001048 | 275mmx80mm | Stainless Steel | 2mm |

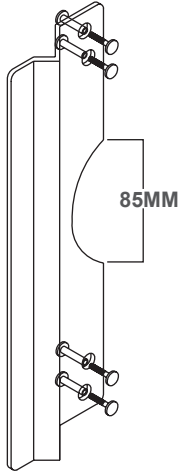


09351114 (MILD STEEL)
 09351186 (STAINLESS STEEL)
 BLOCKER PLATE BLANK

| Part No. | Dimension | Material | Thickness |
|----------|------------|-----------------|-----------|
| 09351114 | 275mmx80mm | Mild Steel | 2mm |
| 09351186 | 275mmx80mm | Stainless Steel | 2mm |

BLOCKER PLATES

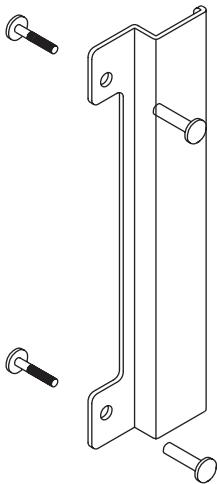
FIRE RATED (Pending)



BP6860E7 (MILD STEEL)
BP7000E (STAINLESS STEEL)

BLOCKER PLATE TO SUIT EU / EV 8000 / 6000 ENTRANCE SET

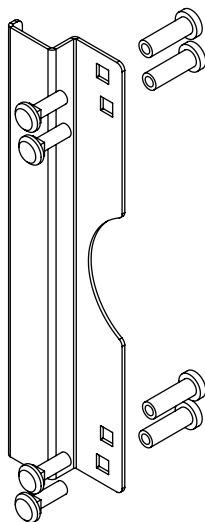
| Part No. | Dimension | Material | Thickness |
|----------|------------|-----------------|-----------|
| BP6860E7 | 275mmx80mm | Mild Steel | 2mm |
| BP7000E | 275mmx80mm | Stainless Steel | 2mm |



09351189 (MILD STEEL)
09351187 (STAINLESS STEEL)

BLOCKER PLATE TO SUIT ELECTRIC STRIKERS

| Part No. | Dimension | Material | Thickness |
|----------|------------|-----------------|-----------|
| 09351189 | 275mmx80mm | Mild Steel | 3mm |
| 09351187 | 275mmx80mm | Stainless Steel | 3mm |



BP7000ELEC (STAINLESS STEEL)


BLOCKER PLATE TO SUIT
7000 SERIES E/SET WITH ELECTRIC STRIKE S/S

| Part No. | Dimension | Material | Thickness |
|------------|------------|-----------------|-----------|
| BP7000ELEC | 275mmx68mm | Stainless Steel | 2mm |

 Marked Parts are Fire Rated

BLOCKER PLATES

BLACK POWDER COATED, FIRE RATED (Pending)



NEW



BP6860ELECBLK (MILD STEEL)

BDS BLOCKER PLATE WITH ENTRANCE SET FOR ELECTRIC STRIKES ZINC PLATED BLACK POWDERCOAT

| Part No. | Dimension | Material | Thickness |
|---------------|------------|------------|-----------|
| BP6860ELECBLK | 275mmx80mm | Mild Steel | 3mm |



NEW




BP6860MBLK (MILD STEEL)

BDS BLOCKER PLATE FOR PLATE FURNITURE AND MORTICE LOCK ZINC PLATED BLACK POWDERCOAT

| Part No. | Dimension | Material | Thickness |
|------------|------------|------------|-----------|
| BP6860MBLK | 275mmx80mm | Mild Steel | 3mm |

4X M8SEXBOLT



NEW




BP6860E7BLK (MILD STEEL)

BDS BLOCKER PLATE FOR EU EV SERIES ENTRANCE SET ZINC PLATED BLACK POWDER COAT

| Part No. | Dimension | Material | Thickness |
|-------------|------------|------------|-----------|
| BP6860E7BLK | 275mmx80mm | Mild Steel | 2mm |

BLOCKER PLATES

BLACK POWDER COATED, FIRE RATED (Pending)



NEW



BP6860BBLK (MILD STEEL)

BDS BLOCKER PLATE BLANK WITHOUT
CUTOUT ZINC PLATED BLACK POWDERCOAT

| Part No. | Dimension | Material | Thickness |
|------------|------------|------------|-----------|
| BP6860BBLK | 275mmx80mm | Mild Steel | 2mm |



NEW

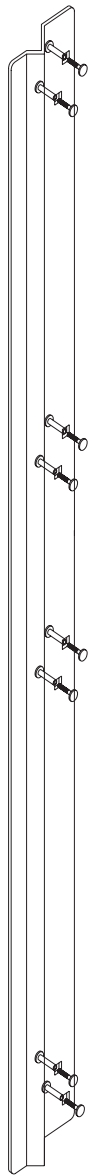


BP6860BLK (MILD STEEL)

BDS BLOCKER PLATE FOR ENTRANCE SET
ZINC PLATED BLACK POWDERCOAT

| Part No. | Dimension | Material | Thickness |
|-----------|------------|------------|-----------|
| BP6860BLK | 275mmx80mm | Mild Steel | 2mm |

BLOCKER PLATES

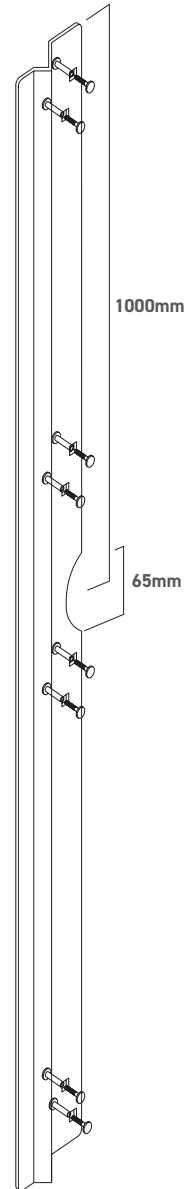


NEW



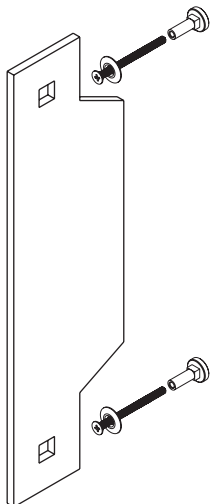
BP2MB
BLOCKER PLATE BLANK

| | |
|-----------|------------------------|
| DIMENSION | 2000mm x 90mm |
| MATERIAL | Zinc Plated Mild Steel |
| THICKNESS | 3mm |



BP2ME
BLOCKER PLATE TO SUIT
ENTRANCE SET

| | |
|-----------|------------------------|
| DIMENSION | 2000mm x 90mm |
| MATERIAL | Zinc Plated Mild Steel |
| THICKNESS | 3mm |

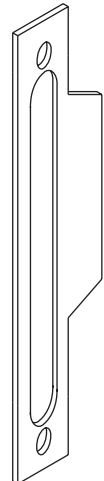


09351188
BLOCKER PLATE TO FIT
PADDE ES200 & ES2000



09351222
BLOCKER PLATE TO FIT
UNDER LOCKWOOD 3582
FURNITURE TO SUIT
PADDE ES200 & ES2000

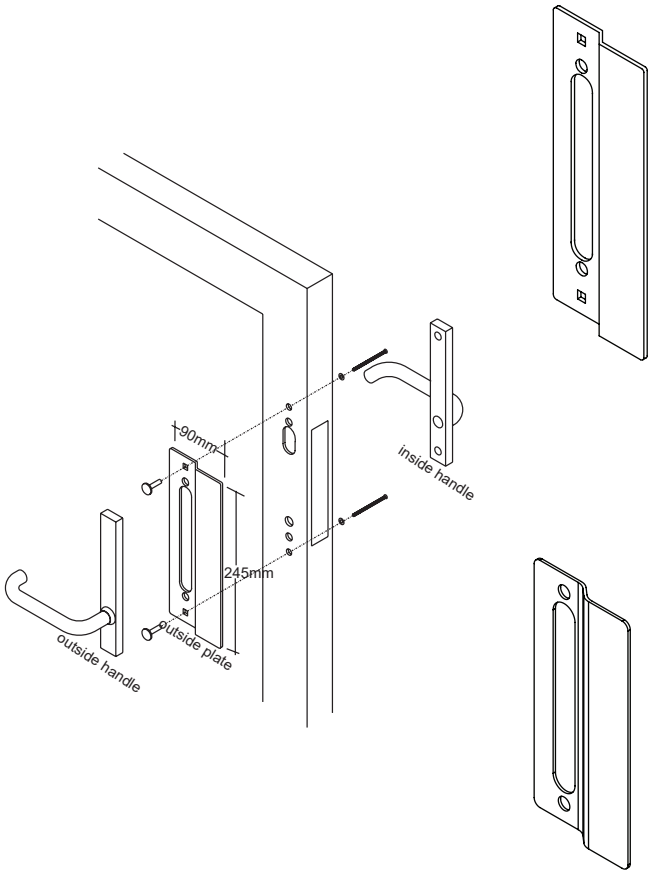
NEW



| Part No. | Dimension | Material | Thickness |
|----------|--------------|-----------------|-----------|
| 09351188 | 170mm x 50mm | Stainless Steel | 2mm |
| 09351222 | 275mm x 80mm | Stainless Steel | 2mm |

BLOCKER PLATES

STAINLESS STEEL



CL3580

TO SUIT ALUMINIUM DOORS

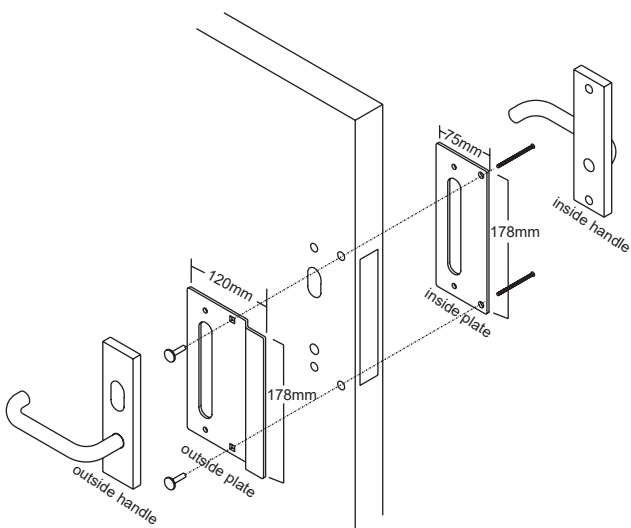
| Part No. | Dimension | Material | Thickness |
|----------|--------------|-----------------|-----------|
| CL3580 | 245mm x 90mm | Stainless Steel | 2mm |



CL3580M

TO SUIT ALUMINIUM DOORS
(CL3580 W/O SQUARE HOLE)

| Part No. | Dimension | Material | Thickness |
|----------|--------------|-----------------|-----------|
| CL3580M | 186mm x 90mm | Stainless Steel | 2mm |



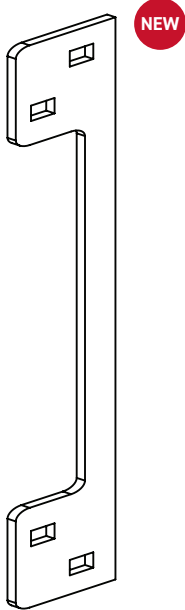
CL3570

TO SUIT TIMBER DOORS

| Part No. | Dimension | Material | Thickness |
|----------|---------------|-----------------|-----------|
| CL3570 | 179mm x 120mm | Stainless Steel | 2mm |

BLOCKER PLATE PACKERS

ADIA8923580PK




09351117



BPPE7000



09351113



09351110



09351117

TO SUIT ENTRANCE SET

BPPE7000

TO SUIT LEVER SET EU & EV SERIES

09351113

TO SUIT MORTICE LOCK

09351110

BLANK PLATE

ADIA8923580PK

TO SUIT MORTICE LOCK
BLOCKER PLATE (8923580CF0)



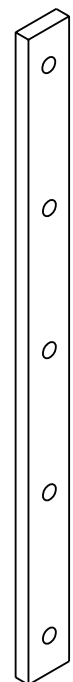
| Part No. | Dimension | Material | Thickness |
|---------------|--------------|---------------------------|-----------|
| 09351117 | 275mm x 35mm | MILD STEEL ZINC PLATED | 5mm |
| BPPE7000 | 275mm x 35mm | MILD STEEL ZINC PLATED | 5mm |
| 09351113 | 275mm x 35mm | MILD STEEL ZINC PLATED | 5mm |
| 09351110 | 275mm x 35mm | MILD STEEL ZINC PLATED | 5mm |
| ADIA8923580PK | 275mm x 35mm | MILD STEEL | 3mm |

09351144

TO SUIT INTERLOCKER



| Part No. | Dimension | Material | Thickness |
|----------|--------------|-----------------|-----------|
| 09351144 | 260mm x 15mm | Stainless Steel | 5mm |



BLOCKER PLATE PACKERS

BLACK POWDER COATED

BPPEMB




NEW

BPPE7000MB



NEW

BPPMMB



NEW

BPPBMB



NEW

BPPEMB

BDS PACKER TO SUIT ENTRANCE SET
BLOCKER PLATE MATT BLACK

BPPE7000MB

BDS PACKER TO SUIT EU AND EV ENTRANCE SET
BLOCKER PLATE MATT BLACK

BPPMMB

BDS PACKER TO SUIT MORTICE LOCK
BLOCKER PLATE MATT BLACK

BPPBMB

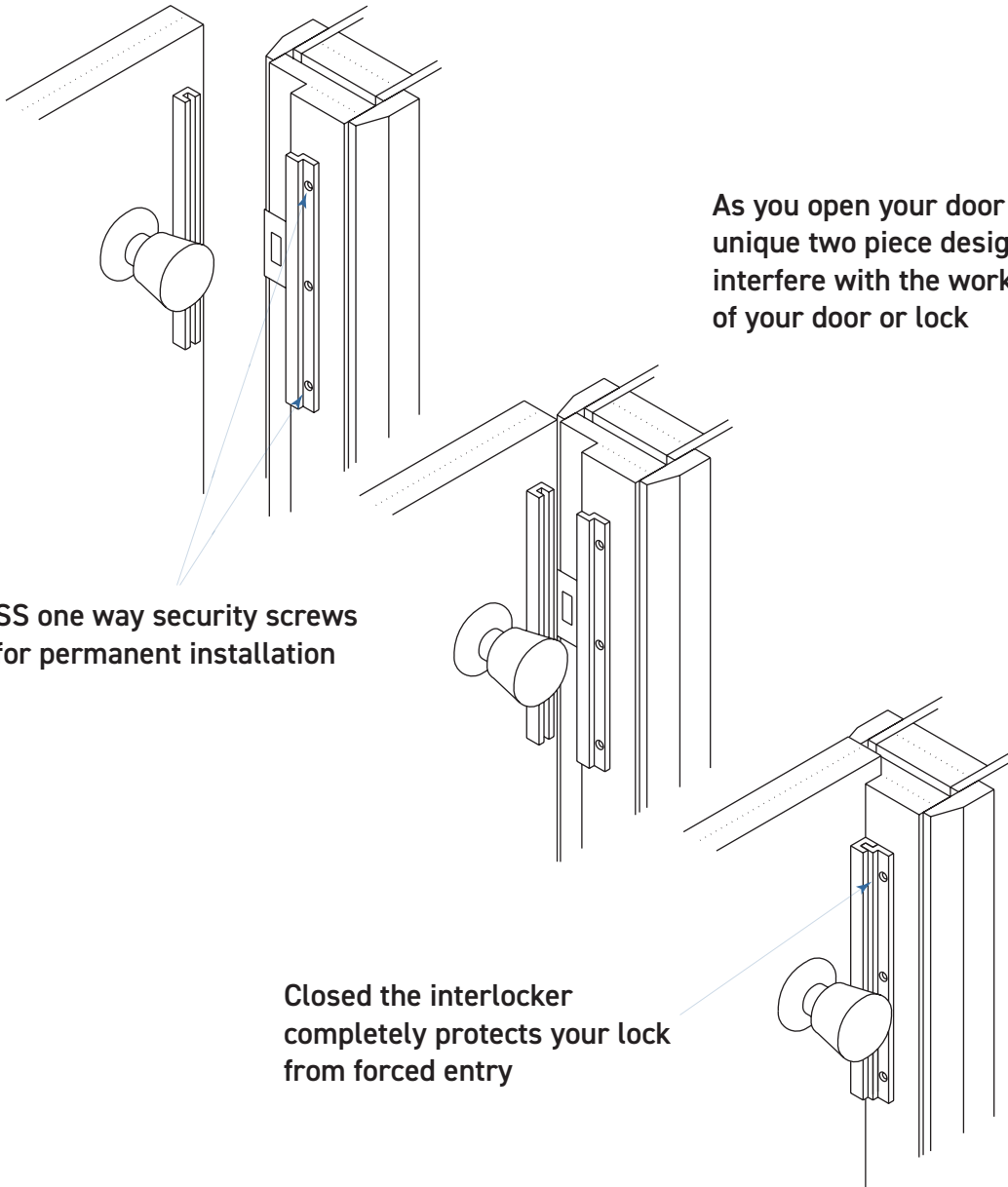
BDS PACKER TO SUIT BLANK
BLOCKER PLATE MATT BLACK



| Part No. | Dimension | Material | Thickness |
|------------|--------------|---------------------------|-----------|
| BPPEMB | 275mm x 35mm | MILD STEEL ZINC PLATED | 5mm |
| BPPE7000MB | 275mm x 35mm | MILD STEEL ZINC PLATED | 5mm |
| BPPMMB | 275mm x 35mm | MILD STEEL ZINC PLATED | 5mm |
| BPPBMB | 275mm x 35mm | MILD STEEL ZINC PLATED | 5mm |

INTERLOCKER

BLOCKER PLATE FOR INWARD OPENING DOORS
STAINLESS STEEL



As you open your door the interlockers unique two piece design will not interfere with the working function of your door or lock

SS one way security screws for permanent installation

Closed the interlocker completely protects your lock from forced entry



09351143

STAINLESS BLOCKER PLATE

| Part No. | Dimension | Material | Thickness |
|----------|-----------|-----------------|-----------|
| 09351143 | 260mm | Stainless Steel | 2mm |

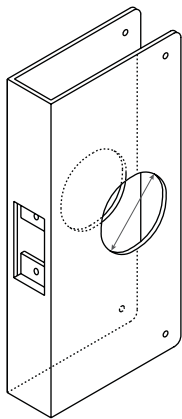
WRAP AROUND PLATES

STAINLESS STEEL, FIRE RATED (Pending)



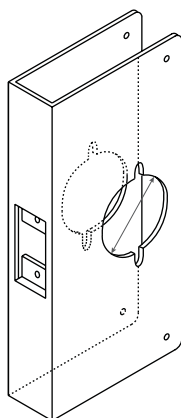
WRAP AROUND PLATE TO SUIT ENTRANCE SET

STAINLESS STEEL, SEE TABLE FOR DIMENSIONS



55mmØ

| Part No. | Door | Backset | Dimension | Ø |
|----------|------|---------|---------------|------|
| 11351166 | 33mm | 60mm | 230mm x 100mm | 55mm |
| 11351167 | 33mm | 70mm | 230mm x 110mm | 55mm |
| 09351119 | 35mm | 60mm | 230mm x 100mm | 55mm |
| 09351121 | 35mm | 70mm | 230mm x 110mm | 55mm |
| 11351150 | 35mm | 127mm | 230mm x 167mm | 55mm |
| 11351140 | 38mm | 60mm | 230mm x 100mm | 55mm |
| 11351142 | 38mm | 70mm | 230mm x 110mm | 55mm |
| 11351151 | 38mm | 127mm | 230mm x 167mm | 55mm |
| 09351120 | 40mm | 60mm | 230mm x 100mm | 55mm |
| 09351122 | 40mm | 70mm | 230mm x 110mm | 55mm |
| 11351152 | 40mm | 127mm | 230mm x 167mm | 55mm |
| 09351201 | 45mm | 60mm | 230mm x 100mm | 55mm |
| 11351149 | 45mm | 70mm | 230mm x 110mm | 55mm |
| 09351202 | 45mm | 127mm | 230mm x 167mm | 55mm |
| 11351141 | 48mm | 60mm | 230mm x 100mm | 55mm |
| 11351143 | 48mm | 70mm | 230mm x 110mm | 55mm |
| 11351153 | 48mm | 127mm | 230mm x 167mm | 55mm |



55mmØ



WRAP AROUND PLATE TO SUIT 8000 SERIES

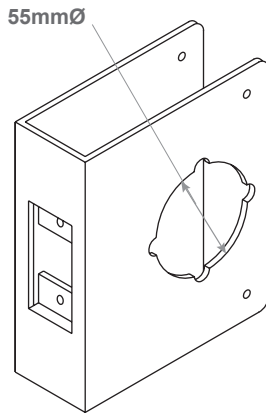
STAINLESS STEEL, SEE TABLE FOR DIMENSIONS

| Part No. | Door | Backset | Dimension | Ø |
|----------|------|---------|---------------|------|
| 11351135 | 35mm | 70mm | 230mm x 130mm | 55mm |
| 11351136 | 40mm | 70mm | 230mm x 130mm | 55mm |

Marked Parts are Fire Rated

DEADBOLT & 201 WRAP AROUNDS

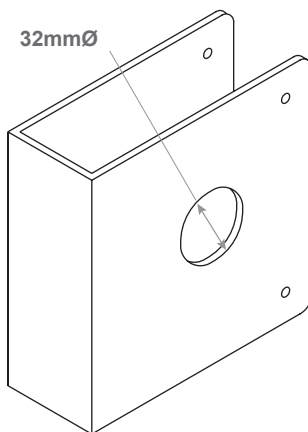
STAINLESS STEEL, FIRE RATED (Pending)



WRAP AROUND PLATE TO SUIT DEADBOLT

SEE TABLE FOR PART NUMBER & SPECIFICATION

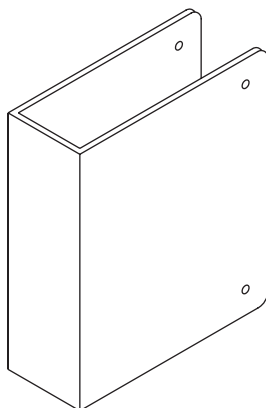
| Part No. | Door | Backset | Dimension |
|----------|------|---------|----------------|
| 09351127 | 35mm | 60mm | 130mm x 110 mm |
| 09351129 | 35mm | 70mm | 130mm x 110 mm |
| 09351128 | 40mm | 60mm | 130mm x 110 mm |
| 09351130 | 40mm | 70mm | 130mm x 110 mm |
| 11351168 | 33mm | 60mm | 130mm x 110 mm |
| 11351169 | 33mm | 70mm | 130mm x 110 mm |



WRAP AROUND PLATE TO SUIT 001 & 355 DEADLOCK

SEE TABLE FOR PART NUMBER & SPECIFICATION

| Part No. | Door | Backset | Dimension |
|----------|------|---------|----------------|
| 09351131 | 35mm | 60mm | 110mm x 110 mm |
| 09351132 | 40mm | 60mm | 110mm x 110 mm |



WRAP AROUND PLATE BLANK

SEE TABLE FOR PART NUMBER & SPECIFICATION

| Part No. | Door | Backset | Dimension |
|----------|------|---------|---------------|
| 09351125 | 35mm | N/A | 100mm x 130mm |
| 09351203 | 38mm | N/A | 100mm x 130mm |
| 09351126 | 40mm | N/A | 110mm x 130mm |
| 09351204 | 45mm | N/A | 110mm x 130mm |
| 09351205 | 48mm | N/A | 110mm x 130mm |

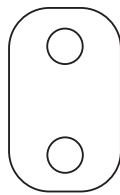
ACRYLIC PACKING PLATES

Acrylic Packers can be made on request to your specifications.




**ADI 444
BLOCK LOCK**

| Part No. | Thickness |
|----------|-----------|
| 09351174 | 3mm |
| 09351175 | 6mm |
| 09351176 | 10mm |




**ADI 444DD
DOUBLE BLOCK STRIKE**

| Part No. | Thickness |
|----------|-----------|
| 09351347 | 3mm |



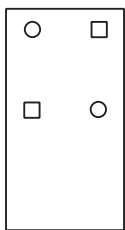
ADI BOLT 5004

| Part No. | Thickness |
|----------|-----------|
| 09351177 | 3mm |
| 09351178 | 6mm |
| 09351179 | 10mm |



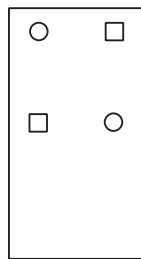
**ADI SL5
LOCK BODY**

| Part No. | Thickness |
|----------|-----------|
| 09351244 | 3mm |
| 09351245 | 6mm |
| 09351228 | 10mm |



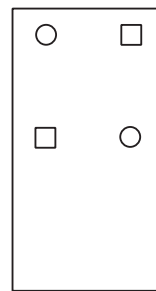
**BDS PADBOLT
(SMALL 100MM)**

| Part No. | Thickness |
|----------|-----------|
| 09351312 | 3mm |
| 09351313 | 6mm |
| 09351314 | 10mm |



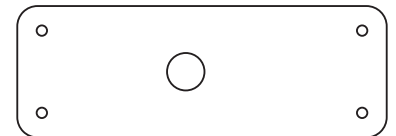
**BDS PADBOLT
(MEDIUM 150MM)**

| Part No. | Thickness |
|----------|-----------|
| 09351315 | 3mm |
| 09351316 | 6mm |
| 09351317 | 10mm |



**BDS PADBOLT
(LARGE 200MM)**

| Part No. | Thickness |
|----------|-----------|
| 09351318 | 3mm |
| 09351319 | 6mm |
| 09351320 | 10mm |



**BRITON PANIC
BAR PADDLE**

| Part No. | Thickness |
|----------|-----------|
| 09351321 | 3mm |
| 09351322 | 6mm |
| 09351323 | 10mm |

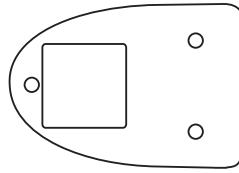
ACRYLIC PACKING PLATES

Acrylic Packers can be made on request to your specifications.



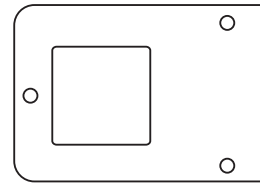
**LOCKWOOD 001
STRIKER**

| Part No. | Thickness |
|----------|-----------|
| 09351229 | 1.5mm |
| 09351230 | 2mm |
| 09351231 | 3mm |



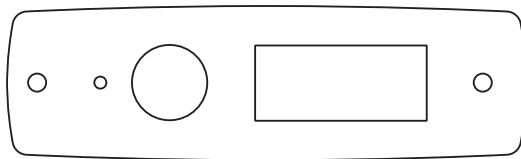
**LOCKWOOD 213
DEADBOLT**

| Part No. | Thickness |
|----------|-----------|
| 09351171 | 3mm |
| 09351172 | 6mm |
| 09351173 | 10mm |



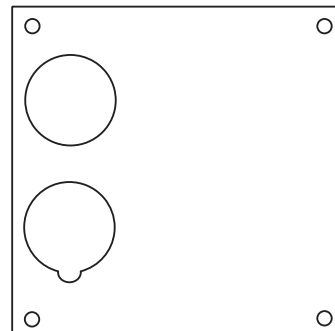
**LOCKWOOD 100
NIGHTLATCH**

| Part No. | Thickness |
|----------|-----------|
| 09351164 | 3mm |
| 09351165 | 6mm |
| 09351166 | 10mm |



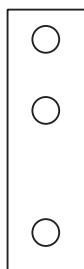
**LOCKWOOD 1800 SERIES
FURNITURE**

| Part No. | Thickness |
|----------|-----------|
| 09351324 | 3mm |
| 09351325 | 6mm |
| 09351326 | 10mm |



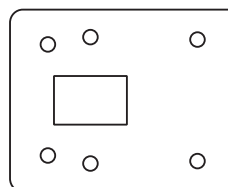
**LOCKWOOD 200 SERIES
FURNITURE**

| Part No. | Thickness |
|----------|-----------|
| 09351232 | 3mm |
| 09351233 | 6mm |



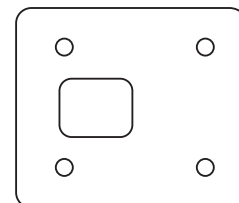
**LOCKWOOD 355
STRIKER**

| Part No. | Thickness |
|----------|-----------|
| 09351217 | 1.5mm |
| 09351218 | 3mm |
| 09351219 | 6mm |



**LOCKWOOD 001
DEADLATCH**

| Part No. | Thickness |
|----------|-----------|
| 09351148 | 3mm |
| 09351154 | 6mm |
| 09351155 | 10mm |



**LOCKWOOD 355
DEADLOCK**

| Part No. | Thickness |
|----------|-----------|
| 09351159 | 3mm |
| 09351160 | 6mm |
| 09351161 | 10mm |


ACRYLIC PACKING PLATES

Acrylic Packers can be made on request to your specifications.



**LOCKWOOD 680
PATIO BOLT**

| Part No. | Thickness |
|----------|-----------|
| 09351156 | 3mm |
| 09351157 | 6mm |
| 09351158 | 10mm |



**WHITCO SASH
LOCK BODY**

| Part No. | Thickness |
|----------|-----------|
| 09351223 | 3mm |
| 09351224 | 6mm |
| 09351225 | 10mm |



**WHITCO SASH
LOCK STRIKER**

| Part No. | Thickness |
|----------|-----------|
| 09351307 | 3mm |
| 09351308 | 6mm |
| 09351309 | 10mm |



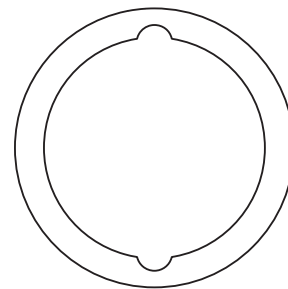
**WHITCO
PATIO BOLT (OLD)**

| Part No. | Thickness |
|----------|-----------|
| 09351180 | 3mm |
| 09351181 | 6mm |
| 09351182 | 10mm |




**WHITCO
PATIO BOLT (NEW)**

| Part No. | Thickness |
|----------|-----------|
| 09351183 | 3mm |
| 09351184 | 6mm |
| 09351185 | 10mm |



**3000 SERIES
ENTRANCE SET**

| Part No. | Thickness |
|----------|-----------|
| 09351310 | 3mm |
| 09351216 | 6mm |
| 09351311 | 10mm |




NEW

5800 ROUND END

BDS PACKER TO SUIT LOCKWOOD
5800 SERIES FURNITURE BLACK
185X26MM

| Part No. | Thickness |
|----------------|-----------|
| ACRPLW5800-3R | 3mm |
| ACRPLW5800-6R | 6mm |
| ACRPLW5800-10R | 10mm |



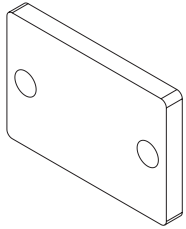
NEW

4800 SQUARE END

BDS PACKER TO SUIT LOCKWOOD
4800 SERIES FURNITURE BLACK
185X26MM

| Part No. | Thickness |
|----------------|-----------|
| ACRPLW4800-3S | 3mm |
| ACRPLW4800-6S | 6mm |
| ACRPLW4800-10S | 10mm |

ACRYLIC PACKERS

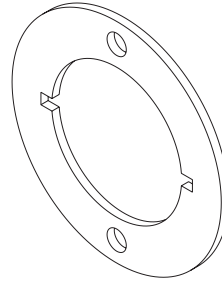


NEW

RAWLB712

ACRYLIC PACKING PLATE
FOR ADI LB712

| Part No. | Thickness |
|-------------|-----------|
| RAWLB712-3 | 3mm |
| RAWLB712-6 | 6mm |
| RAWLB712-10 | 10mm |

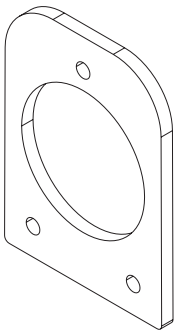


NEW

BDSEV

ACRYLIC PACKING PLATE
FOR 8000 SERIES

| Part No. | Thickness |
|-----------|-----------|
| BDSEV3mm | 3mm |
| BDSEV6mm | 6mm |
| BDSEV10mm | 10mm |

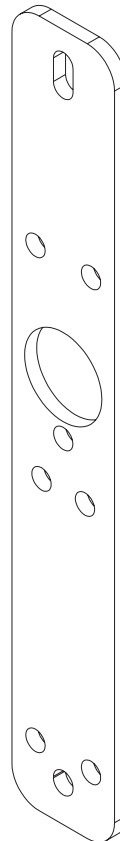


NEW

ACRPKNL

ACRYLIC PACKING PLATE
FOR ADI KABA NIGHT LATCH

| Part No. | Thickness |
|------------|-----------|
| ACRPKNL-3 | 3mm |
| ACRPKNL-6 | 6mm |
| ACRPKNL-10 | 10mm |

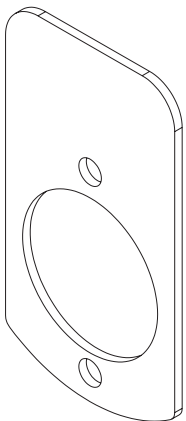


NEW

ACRPEB750SALTO

ACRYLIC PACKING PLATE
FOR SALTO EB750

| Part No. | Thickness |
|-------------------|-----------|
| ACRPEB750SALTO-3 | 3mm |
| ACRPEB750SALTO-6 | 6mm |
| ACRPEB750SALTO-10 | 10mm |



NEW

ACRPXS4

ACRYLIC PACKING PLATE
FOR XS4MINI

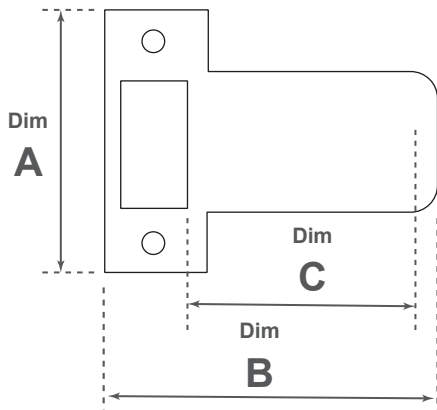
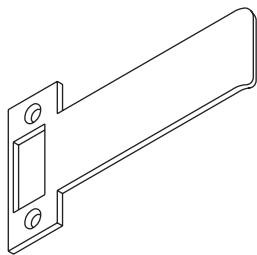
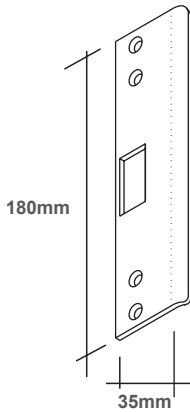
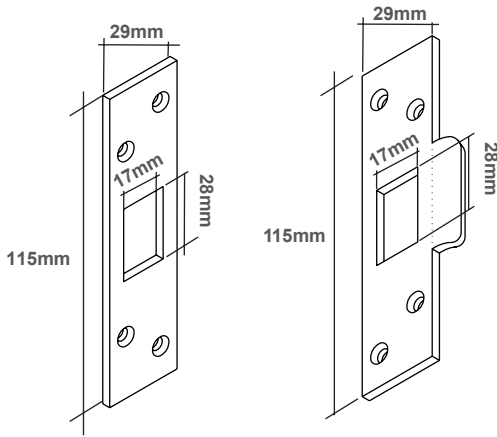
| Part No. | Thickness |
|------------|-----------|
| ACRPXS4-3 | 3mm |
| ACRPXS4-6 | 6mm |
| ACRPXS4-10 | 10mm |

EXTENDED STRIKERS

STAINLESS STEEL

09351194

09351195



STAINLESS STEEL EXTENDED STRIKERS

1.2MM THICKNESS

| Part No. | External Plate Size | Internal Hole Size | Material |
|----------|---------------------|--------------------|-----------------|
| 09351194 | 115mm x 29mm | 17mm x 28mm | Stainless Steel |
| 09351195 | 115mm x 29mm | 17mm x 28mm | Stainless Steel |



EX STRIKERS

1.2MM THICKNESS

| Part No. | Dimensions | Material |
|----------|--------------|-----------------|
| 09351163 | 180mm x 35mm | Stainless Steel |
| 09351162 | 180mm x 75mm | Stainless Steel |
| 09351235 | 160mm x 75mm | Stainless Steel |



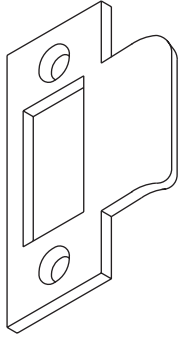
EXTENDED STRIKERS

1.2MM THICKNESS

| Part No. | Dim. A & B | Material | Dim. C |
|------------|--------------|-----------------|--------|
| 09351236 | 70mm x 43mm | Stainless Steel | 22mm |
| 09351133 | 70mm x 60mm | Stainless Steel | 30mm |
| 09351134 | 70mm x 70mm | Stainless Steel | 40mm |
| 09351192 | 70mm x 80mm | Stainless Steel | 50mm |
| 09351193 | 70mm x 105mm | Stainless Steel | 75mm |
| 09351135 | 70mm x 130mm | Stainless Steel | 100mm |
| 0760291003 | 70mm x 155mm | Stainless Steel | 125mm |
| 09351247 | 70mm x 230mm | Stainless Steel | 200mm |

SPECIALTY STRIKERS

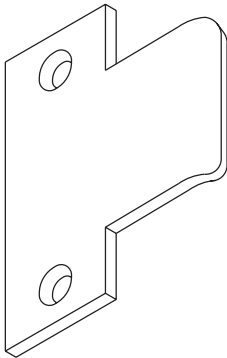
STAINLESS STEEL



STRIKER STANDARD

STANDARD STRIKER TO SUIT 3570 SERIES

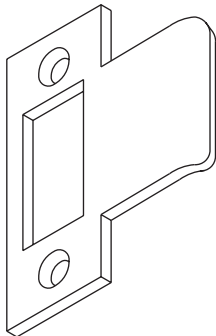
| Part No. | External Plate Size | Material | Thickness |
|----------|---------------------|-----------------|-----------|
| 09351380 | 70mm x 30mm | Stainless Steel | 1.2mm |



STRIKER BLANK

NO LATCH CUTOUT, USED TO BLANK OFF STRIKER HOLE SUITS 3572

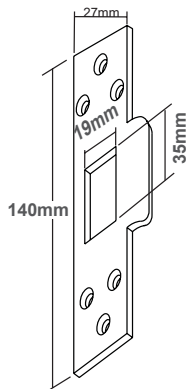
| Part No. | External Plate Size | Material | Thickness |
|--------------|---------------------|-----------------|-----------|
| 3572STRIKENC | 70mm x 30mm | Stainless Steel | 1.2mm |



STRIKER OFFSET

USED IF THE TONGUE IS GRINDING ON THE STRIKER 3MM OFFSET SUITS 3572

| Part No. | External Plate Size | Material | Thickness |
|----------|---------------------|-----------------|-----------|
| 09351306 | 70mm x 30mm | Stainless Steel | 1.2mm |



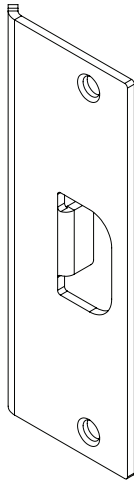
REPLACEMENT STRIKER

DESIGNED TO REPLACE LOCKWOOD 3571 WITH LOCKWOOD 3572

| Part No. | External Plate Size | Material | Thickness |
|----------|---------------------|-----------------|-----------|
| 09351237 | 70mm x 30mm | Stainless Steel | 1.2mm |

STRIKERS

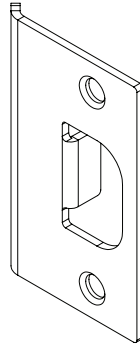
STAINLESS STEEL



NEW

09351255
ANSI STRIKE

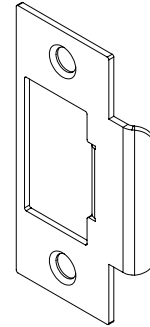
| | |
|-----------|--------------|
| DIMENSION | 123.5 x 49mm |
| THICKNESS | 2.5mm |
| MATERIAL | S/Steel |



NEW

09351169
STRIKE SMALL

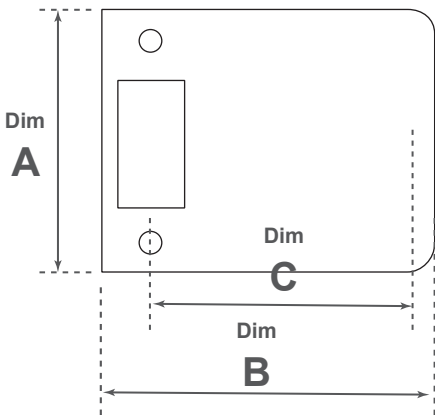
| | |
|-----------|-------------|
| DIMENSION | 69 x 44.3mm |
| THICKNESS | 2mm |
| MATERIAL | S/Steel |



NEW

11351173
BDS STRIKE TO SUIT MORTICE LOCK
WITH ADJUSTABLE TAB
FOR LATCH SSS

| | |
|-----------|-------------|
| DIMENSION | 70mm x 30mm |
| THICKNESS | 1.2mm |
| MATERIAL | S/Steel |

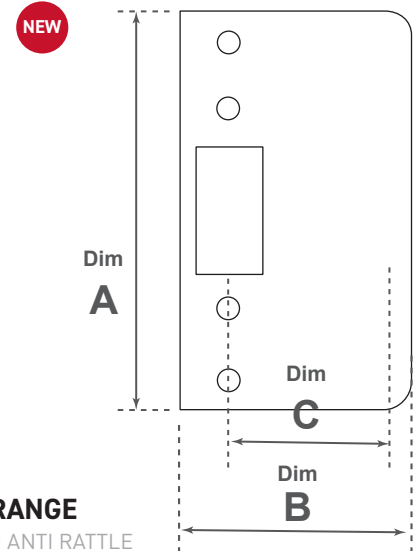


NEW

D STRIKE SMALL RANGE

D STRIKER SMALL WITH ANTI RATTLE
1.2MM S/S

| Part No. | Dim. A & B | Material | Dim. C |
|--------------------|------------|-----------------|--------|
| D STRIKE 30 SMALL | 75 x 52mm | Stainless Steel | 30mm |
| D STRIKE 40 SMALL | 75 x 62mm | Stainless Steel | 40mm |
| D STRIKE 50 SMALL | 75 x 72mm | Stainless Steel | 50mm |
| D STRIKE 75 SMALL | 75 x 97mm | Stainless Steel | 75mm |
| D STRIKE 100 SMALL | 75 x 122mm | Stainless Steel | 100mm |



NEW

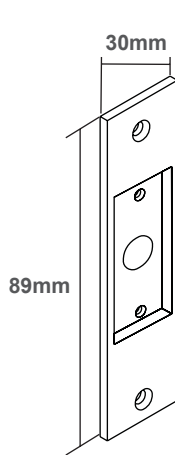
D STRIKE LARGE RANGE

D STRIKER LARGE WITH ANTI RATTLE
1.2MM S/S

| Part No. | Dim. A & B | Material | Dim. C |
|--------------------|-------------|-----------------|--------|
| D STRIKE 30 LARGE | 125 x 52mm | Stainless Steel | 30mm |
| D STRIKE 40 LARGE | 125 x 62mm | Stainless Steel | 40mm |
| D STRIKE 50 LARGE | 125 x 72mm | Stainless Steel | 50mm |
| D STRIKE 75 LARGE | 125 x 97mm | Stainless Steel | 75mm |
| D STRIKE 100 LARGE | 125 x 122mm | Stainless Steel | 100mm |

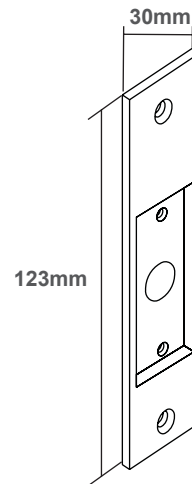
MORTICE LOCK TO ENTRANCE SET

TO REPLACE OLD AND NEW STYLE MORTICE LOCKS WITH ENTRANCE SETS



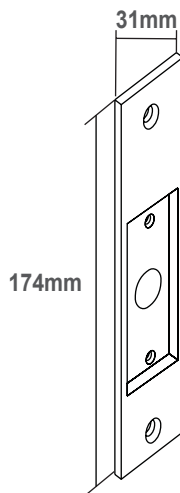
09351238

OLD STYLE MCCULLUM
MORTICE LOCK
STAINLESS STEEL



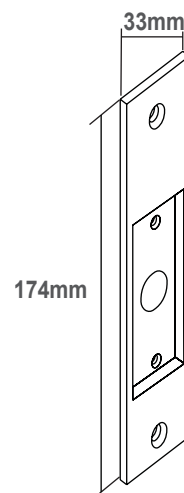
09351239

OLD STYLE EFCO NIGHT LATCH
WITH HOLD BACK MORTICE LOCK
STAINLESS STEEL



09351240

MORTICE LOCK TO STANDARD
22MM WIDE BACKSET
STAINLESS STEEL

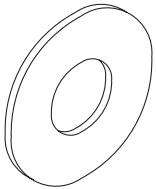


09351241

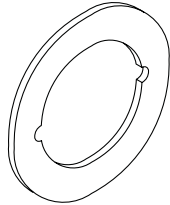
MORTICE LOCK TO STANDARD
25MM WIDE BACKSET
STAINLESS STEEL

DRESS PLATES

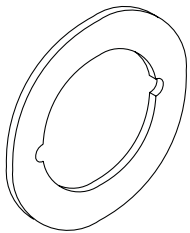
STAINLESS STEEL



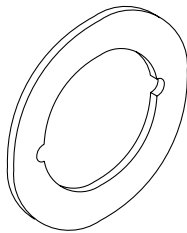
FS201



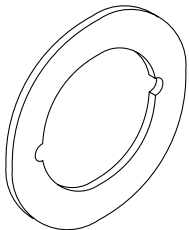
FS530



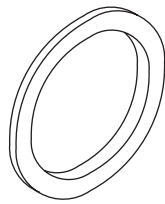
FS3000



FS8000



FS800098




FS005



STANDARD DRESS PLATES

| Part No. | Outer \varnothing | Inner \varnothing | Thickness |
|----------|---------------------|---------------------|-----------|
| FS201 | 70mm | 29mm | 1.5mm |
| FS530 | 83mm | 54mm | 1.5mm |
| FS3000 | 98mm | 54mm | 1.5mm |
| FS8000 | 85mm | 60mm | 1.5mm |
| FS800098 | 98mm | 60mm | 1.5mm |
| FS005 | 72mm | 54mm | 1.5mm |

09351112



09351139



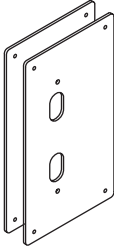
DRESS PLATES TO SUIT LOCKWOOD 530 DIGITAL

| Part No. | Dimension | Material | Thickness |
|----------|--------------|-----------------|-----------|
| 09351112 | 180mm x 65mm | Stainless Steel | 1.5mm |
| 09351139 | 180mm x 65mm | Stainless Steel | 1.5mm |

DRESS PLATES

STAINLESS STEEL

09351151 (PK T2)

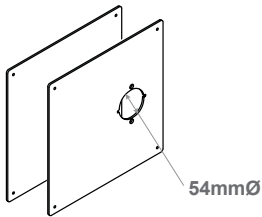


DRESS PLATES TO SUIT LOCKWOOD 1800

| Part No. | Dimension | Material | Thickness |
|----------|---------------|-----------------|-----------|
| 09351151 | 165mm x 230mm | Stainless Steel | 1.5 mm |

Dress Plates to suit Lockwood 1800
Series Furniture 165 x 230mm

09351150




DRESS PLATES TO SUIT 8000 SERIES

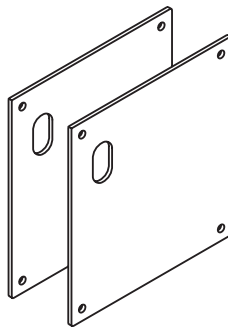
| Part No. | Dimension | Material | Thickness |
|----------|---------------|-----------------|-----------|
| 09351150 | 250mm x 250mm | Stainless Steel | 1.5 mm |

Used to cover 127mm backset holes
and fit 8000 series lever set with
70mm backset (PKT2)

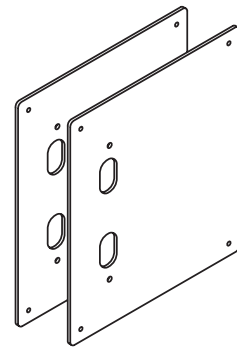
FS3572 (PK T2)



11351148 (PK T2)



11351147 (PK T2)

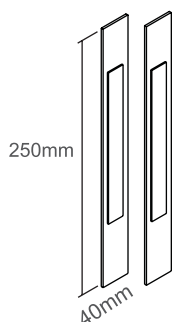


DRESS PLATES TO SUIT MORTICE LOCK

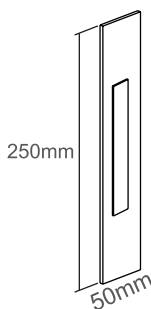
| Part No. | Dimension | Thickness |
|----------|---------------|-----------|
| FS3572 | 90mm x 210mm | 1.2mm |
| 11351148 | 150mm x 160mm | 1.5mm |
| 11351147 | 200mmx230mm | 1.5mm |

DRESS PLATES

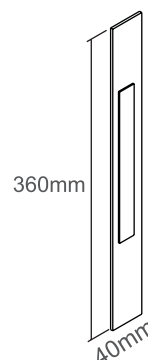
STAINLESS STEEL



DP3582
Cover plate for
Lockwood 3582
paired



DP3582S50

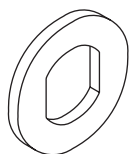


DP3582L
Cover plate for
Lockwood
3582 Extended



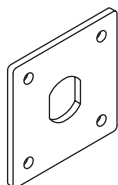
| Part No. | Dimension | Material | Thickness |
|-----------|--------------|-----------------|-----------|
| DP3582 | 250mm x 40mm | Stainless Steel | 1.2 mm |
| DP3582L | 360mm x 40mm | Stainless Steel | 1.2 mm |
| DP3582S50 | 250mm x 50mm | Stainless Steel | 1.2 mm |

09351140



Cam Lock Dress Plate

09351196

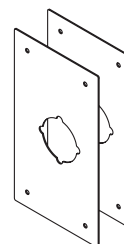


Cam Lock Anti-spin Plate

DPCLASP



Cam Lock Anti-spin Plate
concealed fix



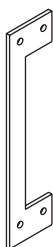
09351243

BDS offset dress plate.
Great for covering 60 or
70mm backset holes.
Hole size 54mm



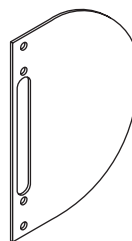
| Part No. | Dimension | Material | Thickness |
|----------|--------------|-----------------|-----------|
| 09351140 | 34.5 overall | Stainless Steel | 1.5mm |
| 09351196 | 50mmx50mm | Stainless Steel | 1.5mm |
| DPCLASP | 50mmx50mm | Stainless Steel | 1.5mm |
| 09351243 | 130x230mm | Stainless Steel | 1.5mm |

11351155



Used to reinforce double doors when
PADDE ES200 / ES2000 strikers used

11351156



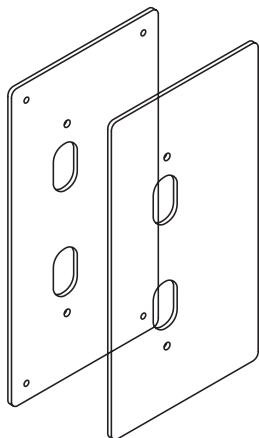
Used on the inside of the aluminium glass
doors to protect 3582 lever furniture from
screw driver attack through glass



| Part No. | Dimension | Material | Thickness |
|----------|---------------|-----------------|-----------|
| 11351155 | 175mm x 40mm | Stainless Steel | 1.5 mm |
| 11351156 | 245mm x 180mm | Stainless Steel | 1.5 mm |

CONCEALED FIX DRESS PLATES

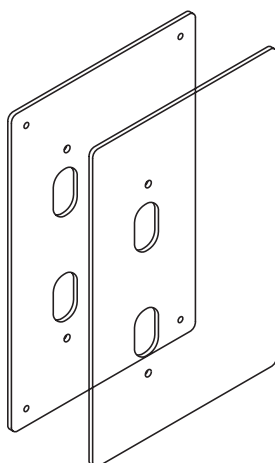
STAINLESS STEEL



09351303

CONCEALED DRESS PLATE TO SUIT LOCKWOOD 1800 SERIES FURNITURE 165mm X 230mm [PKT 2]

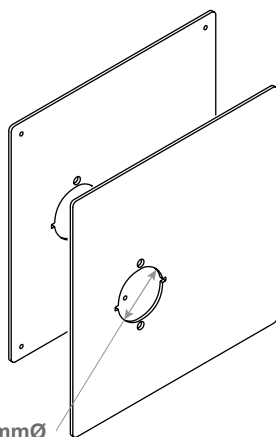
| Part No. | Dimension | Material | Thickness |
|----------|---------------|-----------------|-----------|
| 09351303 | 165mm x 230mm | Stainless Steel | 1.5mm |



09351304

CONCEALED DRESS PLATE TO SUIT LOCKWOOD 1800 SERIES FURNITURE 200mm X 230mm [PKT 2]

| Part No. | Dimension | Material | Thickness |
|----------|---------------|-----------------|-----------|
| 09351304 | 200mm x 230mm | Stainless Steel | 1.5mm |



09351305


CONCEALED DRESS PLATE USED TO COVER 127mm BACKSET HOLES AND FIT 8000 SERIES LEVER SET WITH 70mm BACKSET [PKT 2]

| Part No. | Dimension | Material | Thickness |
|----------|---------------|-----------------|-----------|
| 09351305 | 250mm x 250mm | Stainless Steel | 1.5mm |

ENTRANCE SET FILLER PLATES

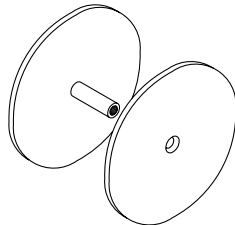
STAINLESS STEEL

09351190



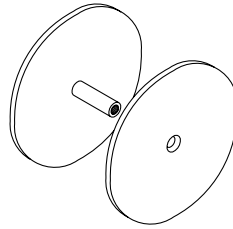
Covers up to 48mm

09351191

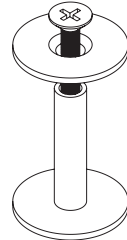


Covers up to 67mm

FPES7



Covers up to 86mm



| Part No. | Dimension | Material |
|----------|-----------|-----------------|
| 09351190 | 48mm | Stainless Steel |
| 09351191 | 67mm | Stainless Steel |
| FPES7 | 86mm | Stainless Steel |



09351346

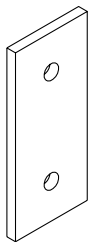
BDS FILLER PLATE 25MM

DIAMETER 25mm

BACK SET FILLER PLATES

STAINLESS STEEL

09351118



To Cover Standard Backset Cutout

FP3572



To Cover Mortise Lock Cutout

FP3582



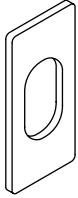
To Cover Aluminium Mortise Lock Cutout

| Part No. | Dimension | Material | Thickness |
|----------|-----------------|-----------------|-----------|
| 09351118 | 25.7mm x 57.3mm | Stainless Steel | 4mm |
| FP3572 | 25.2mm x 175mm | Stainless Steel | 4mm |
| FP3582 | 26mm x 156mm | Stainless Steel | 4mm |

ESCUTCHEONS

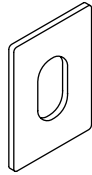
STAINLESS STEEL

SP590S



Small 590 Escutcheon with double sided adhesive tape

SP590L



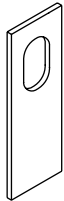
Large 590 Escutcheon with double sided adhesive tape

SP590B



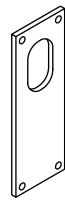
Large blank Escutcheon with double sided adhesive tape

SP570WH



Oval 570 Cylinder Escutcheon with double sided adhesive tape

SP570H



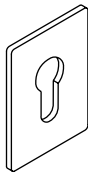
Oval 570 Cylinder Escutcheon with mounting holes and pop rivets

SP570NH



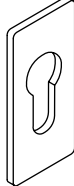
Blank Escutcheon with double sided adhesive tape

SPEUROL



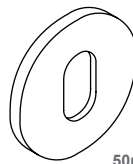
Large Euro Escutcheon with double sided adhesive tape

SPEUROS



Small Euro Escutcheon with double sided adhesive tape

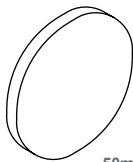
SP590R



Round 590 Escutcheon with double sided adhesive tape

50mm O/D

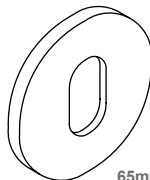
SP590RB



50mm O/D

Round 590 Escutcheon Blank with double sided adhesive tape

SP590R65



65mm O/D

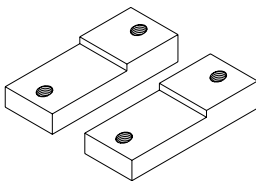
Round 590 Escutcheon with double sided adhesive tape

ESCUTCHEONS

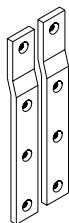
| Part No. | Dimensions (mm) | Fixing |
|----------|-----------------|------------|
| SP590S | 30 x 65.6 x 1.2 | D/TAPE |
| SP590L | 47.5 x 66 x 1.2 | D/TAPE |
| SP590B | 47.5 x 66 x 1.2 | D/TAPE |
| SP570WH | 35 x 100 x 1.2 | D/TAPE |
| SP570H | 35 x 100 x 1.2 | POP RIVETS |
| SP570NH | 35 x 100 x 1.2 | D/TAPE |
| SPEUROL | 47.5 x 66 x 1.2 | D/TAPE |
| SPEUROS | 30 x 65.6 x 1.2 | D/TAPE |
| SP590R | 50mm Ø | D/TAPE |
| SP590RB | 50mm Ø | D/TAPE |
| SP590R65 | 65mm Ø | D/TAPE |

MOUNTING BLOCKS FOR ELECTRIC STRIKERS

09351145
(PKT 2)



09351198



09351145 / 09351198

MOUNTING BLOCK FOR ELECTRIC STRIKERS

| Part No. | Dimension | Material |
|----------|-------------|-----------|
| 09351145 | 32mm x 13mm | Aluminium |
| 09351198 | 88mm x 13mm | Gal/Steel |

MORTICE LOCK FACE PLATES

STAINLESS STEEL

FP3572EXT



EXTENDED FACE PLATE
FOR LOCKWOOD MORTICE
LOCK 3572

09351197



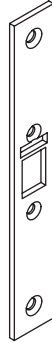
EXTENDED FACE PLATE
FOR LOCKWOOD MORTICE
LOCK 3582

AP591



FACE PLATE FOR LOCKWOOD
591 LATCHING STRIKE

FPBLS27CONV



BDS BORG FACE PLATE
CONVERSION FOR BORG
28MM ALI LATCH F/P TO
3582 CUTOUT

FP3772EXT



EXTENDED FACE PLATE
FOR LOCKWOOD MORTICE
LOCK 3772

FP3782EXT360



EXTENDED FACE PLATE
FOR LOCKWOOD SELECTOR
MORTICE LOCK

FPSB2EXT360



BDS EXTENDED FACE PLATE FOR
DORMA KABA SB2212 SHORT
BACKSET LOCK 360X250X3MM

FP3782EXT



EXTENDED FACE PLATE
FOR LOCKWOOD MORTICE
LOCK 3782

FPMS2EXT



EXTENDED FACE PLATE
FOR KABA MS2 & MS2602
MORTICE LOCK

FPSB2EXT



EXTENDED FACE PLATE
FOR KABA SBM2
MORTICE LOCK

FP3582EXT



EXTENDED FACE PLATE
FOR LOCKWOOD 3582
MORTICE LOCK 360MM

ROSSMLFPEXT



EXTENDED FACE PLATE
FOR ROSS MORTICE LOCK

FP990MFEXT



EXTENDED FACE PLATE FOR
LEGGE 990 SERIES MORTICE
LOCKS

FP995MFEXT



EXTENDED FACE PLATE FOR
LEGGE 995 SERIES MORTICE
LOCKS

FP3541EXT



EXTENDED FACE PLATE FOR
3541 EXTENDED

| Part No. | Dimension | Material | Thickness |
|--------------|--------------|-----------------|-----------|
| FP3572EXT | 260mm x 25mm | Stainless Steel | 3mm |
| 09351197 | 260mm x 25mm | Stainless Steel | 3mm |
| AP591 | 185mm x 27mm | Stainless Steel | 2mm |
| FPBLS27CONV | 175mm x 25mm | Stainless Steel | 3mm |
| FP3772EXT | 260mm x 25mm | Stainless Steel | 3mm |
| FP3782EXT | 260mm x 25mm | Stainless Steel | 3mm |
| FP3782EXT360 | 360mm x 25mm | Stainless Steel | 3mm |
| FPMS2EXT | 260mm x 25mm | Stainless Steel | 3mm |
| FPSB2EXT | 260mm x 25mm | Stainless Steel | 3mm |
| FP3582EXT360 | 360mm x 25mm | Stainless Steel | 2mm |
| ROSSMLFPEXT | 260mm x 25mm | Stainless Steel | 2mm |
| FP3541EXT | 269mm x 25mm | Stainless Steel | 3mm |
| FP990MFEXT | 260mm x 25mm | Stainless Steel | 3mm |
| FP995MFEXT | 260mm x 25mm | Stainless Steel | 3mm |

ROLLER DOOR DRESS PLATES

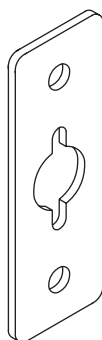
STAINLESS STEEL

09351141



TO SUIT L&F AV9
C4 ROLLER DOOR LOCKS

09351142



TO SUIT L&F AV9
C4 ROLLER DOOR LOCKS

| Part No. | Dimension | Material | Thickness |
|----------|--------------|-----------------|-----------|
| 09351141 | 280mm x 38mm | Stainless Steel | 1.5mm |
| 09351142 | 115mm x 38mm | Stainless Steel | 1.5mm |

LEVER HANDLE MOUNTING PLATES

USED TO COVER EXTRA HOLES DRILLED FOR OLD STYLE LOCKWOOD 5900 AND 591

FS591SL



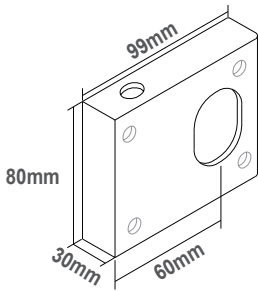
FS591SLBLANK



USED TO COVER EXTRA HOLES
DRILLED FOR OLD STYLE
LOCKWOOD 5900 & 591

| Part No. | Dimension | Material | Thickness |
|--------------|--------------|-----------------|-----------|
| FS591SL | 130mm x 40mm | Stainless Steel | 2mm |
| FS591SLBLANK | 130mm x 40mm | Stainless Steel | 2mm |

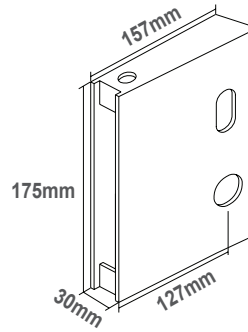
LOCK BOXES



LB1

TO SUIT LOCKWOOD 001 DEADLOCK 30MM HOLE

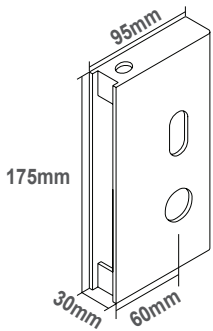
| | |
|---------|------|
| WIDTH | 99mm |
| HEIGHT | 80mm |
| DEPTH | 30mm |
| BACKSET | 60mm |



LB2B/ LB2-127

TO SUIT LOCKWOOD 3772 / KABA MS2 CYLINDER & SPINDLE HOLE

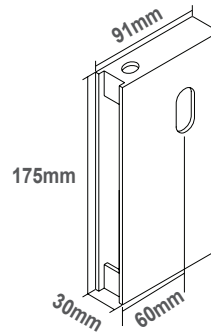
| | |
|---------|-------|
| WIDTH | 157mm |
| HEIGHT | 175mm |
| DEPTH | 30mm |
| BACKSET | 127mm |



LB2

TO SUIT LOCKWOOD 3772 / KABA MS2 CYLINDER & SPINDLE HOLE

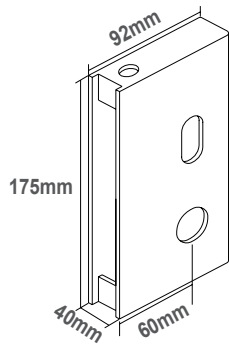
| | |
|---------|-------|
| WIDTH | 95mm |
| HEIGHT | 175mm |
| DEPTH | 30mm |
| BACKSET | 60mm |



LB3

TO SUIT LOCKWOOD 3772 / KABA MS2 CYLINDER HOLE ONLY

| | |
|---------|-------|
| WIDTH | 91mm |
| HEIGHT | 175mm |
| DEPTH | 30mm |
| BACKSET | 60mm |

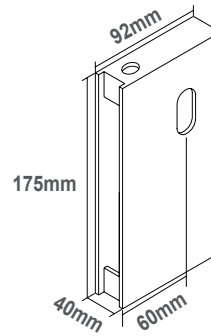


LB2A3572

TO SUIT LOCKWOOD 3572 CYLINDER & SPINDLE HOLE FOR 40MM WIDE GATE

INCL. STAINLESS STEEL FACE PLATE

| | |
|---------|-------|
| WIDTH | 92mm |
| HEIGHT | 175mm |
| DEPTH | 40mm |
| BACKSET | 60mm |

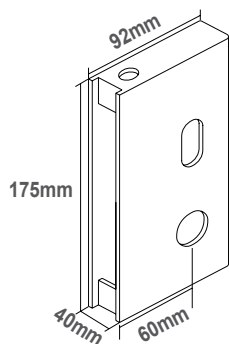


LB3A3572

TO SUIT LOCKWOOD 3572 CYLINDER HOLE FOR 40MM WIDE GATE

INCL. STAINLESS STEEL FACE PLATE

| | |
|---------|-------|
| WIDTH | 92mm |
| HEIGHT | 175mm |
| DEPTH | 40mm |
| BACKSET | 60mm |

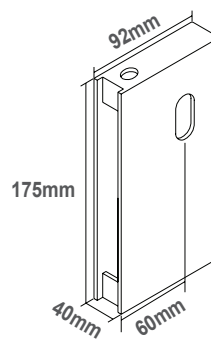


LB2A3772

TO SUIT LOCKWOOD 3772 CYLINDER & SPINDLE HOLE FOR 40MM WIDE GATE

INCL. STAINLESS STEEL FACE PLATE

| | |
|---------|-------|
| WIDTH | 92mm |
| HEIGHT | 175mm |
| DEPTH | 40mm |
| BACKSET | 60mm |

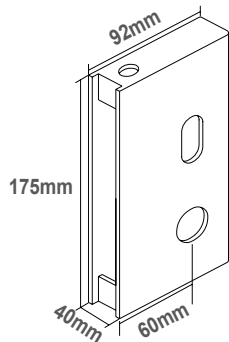


LB3A3772

TO SUIT LOCKWOOD 3772 CYLINDER HOLE FOR 40MM WIDE GATE

INCL. STAINLESS STEEL FACE PLATE

| | |
|---------|-------|
| WIDTH | 92mm |
| HEIGHT | 175mm |
| DEPTH | 40mm |
| BACKSET | 60mm |

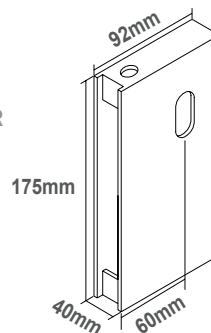


LB2AKABAMS2

TO SUIT LOCKWOOD KABA MS2 CYLINDER & SPINDLE HOLE FOR 40MM WIDE GATE

INCL. STAINLESS STEEL FACE PLATE

| | |
|---------|-------|
| WIDTH | 92mm |
| HEIGHT | 175mm |
| DEPTH | 40mm |
| BACKSET | 60mm |



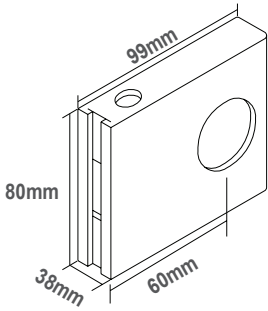
LB3AKABAMS2

TO SUIT LOCKWOOD KABA MS2 CYLINDER HOLE FOR 40MM WIDE GATE

INCL. STAINLESS STEEL FACE PLATE

| | |
|---------|-------|
| WIDTH | 92mm |
| HEIGHT | 175mm |
| DEPTH | 40mm |
| BACKSET | 60mm |

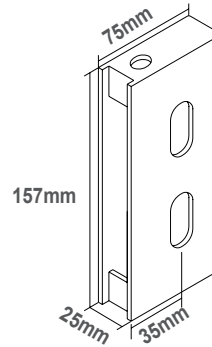
LOCK BOXES



LB4

TO SUIT WHITCO 35MM HOLE

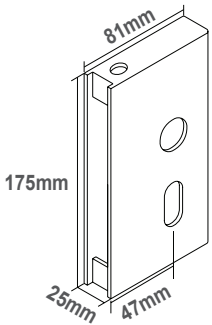
| | |
|---------|------|
| WIDTH | 99mm |
| HEIGHT | 80mm |
| DEPTH | 38mm |
| BACKSET | 60mm |



LB10

TO SUIT CHUBB 3K74 / PL67

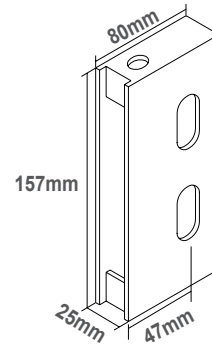
| | |
|---------|-------|
| WIDTH | 75mm |
| HEIGHT | 157mm |
| DEPTH | 25mm |
| BACKSET | 35mm |



LB5

TO SUIT PROTECTOR SMALL 47mm BACKSET

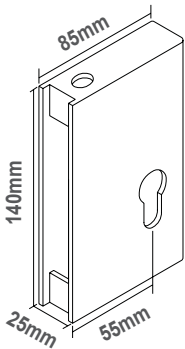
| | |
|---------|-------|
| WIDTH | 81mm |
| HEIGHT | 175mm |
| DEPTH | 25mm |
| BACKSET | 47mm |



LB11

TO SUIT CHUBB 3K74 / PL80

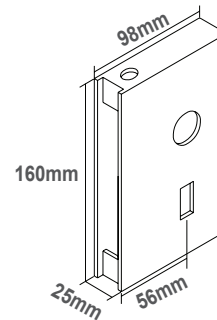
| | |
|---------|-------|
| WIDTH | 80mm |
| HEIGHT | 157mm |
| DEPTH | 25mm |
| BACKSET | 47mm |



LB6

TO SUIT PROTECTOR SMALL

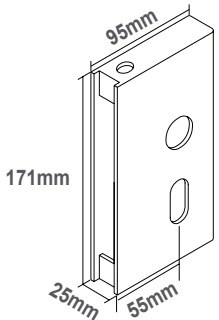
| | |
|---------|-------|
| WIDTH | 85mm |
| HEIGHT | 140mm |
| DEPTH | 25mm |
| BACKSET | 55mm |



LB12

TO SUIT JACKSON JM560

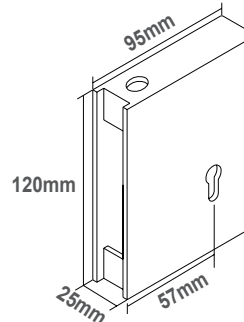
| | |
|---------|-------|
| WIDTH | 98mm |
| HEIGHT | 160mm |
| DEPTH | 25mm |
| BACKSET | 56mm |



LB7

TO SUIT PROTECTOR LARGE 60MM BACK SET

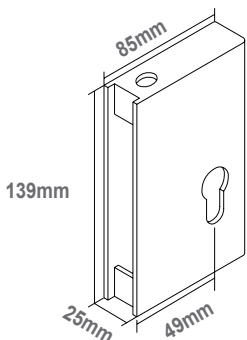
| | |
|---------|-------|
| WIDTH | 95mm |
| HEIGHT | 171mm |
| DEPTH | 25mm |
| BACKSET | 55mm |



LB14

TO SUIT JACKSON JM29

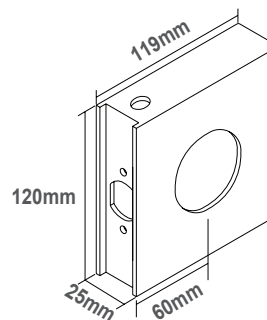
| | |
|---------|-------|
| WIDTH | 95mm |
| HEIGHT | 120mm |
| DEPTH | 25mm |
| BACKSET | 57mm |



LB9

TO SUIT CHUBB 3G114 / PL80

| | |
|---------|-------|
| WIDTH | 85mm |
| HEIGHT | 139mm |
| DEPTH | 25mm |
| BACKSET | 49mm |

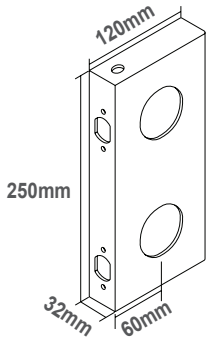


LB15

TO SUIT DEADBOLT 54MM HOLE

| | |
|---------|-------|
| WIDTH | 119mm |
| HEIGHT | 120mm |
| DEPTH | 25mm |
| BACKSET | 60mm |

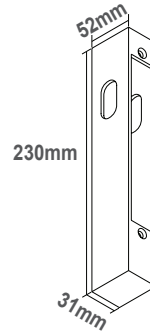
LOCK BOXES



LB16

TO SUIT ENTRANCE & DEADBOLT

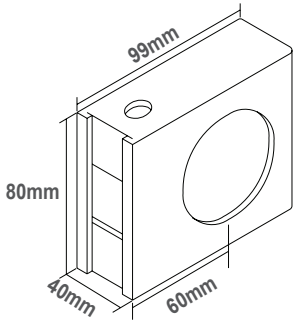
| | |
|---------|-------|
| WIDTH | 120mm |
| HEIGHT | 250mm |
| DEPTH | 32mm |
| BACKSET | 60mm |



LB18AP

TO SUIT LEGGE 995mf WITH CYLINDER HOLE

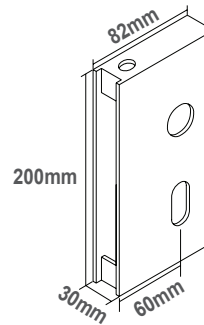
| | |
|---------|-------|
| WIDTH | 52mm |
| HEIGHT | 230mm |
| DEPTH | 31mm |
| BACKSET | 23mm |



LB17

TO SUIT WHITCO 54mm HOLE

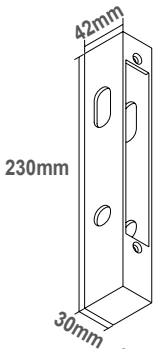
| | |
|---------|------|
| WIDTH | 99mm |
| HEIGHT | 80mm |
| DEPTH | 40mm |
| BACKSET | 60mm |



LB19

TO SUIT GAINSBROUGH 3440 WITH CYL & SPINDLE

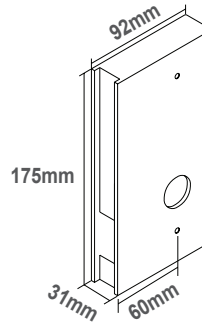
| | |
|---------|-------|
| WIDTH | 82mm |
| HEIGHT | 200mm |
| DEPTH | 30mm |
| BACKSET | 60mm |



LB18

TO SUIT LOCKWOOD 3782 / KABA SBM2 WITH CYLINDER & SPINDLE HOLE

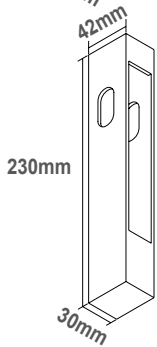
| | |
|---------|-------|
| WIDTH | 42mm |
| HEIGHT | 230mm |
| DEPTH | 30mm |
| BACKSET | 23mm |



LB20

TO SUIT LOCKWOOD 530dx

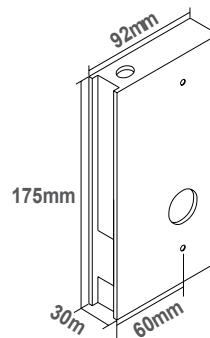
| | |
|---------|-------|
| WIDTH | 92mm |
| HEIGHT | 175mm |
| DEPTH | 31mm |
| BACKSET | 60mm |



LB18A

TO SUIT LOCKWOOD 3782 / KABA SBM2 WITH CYLINDER HOLE

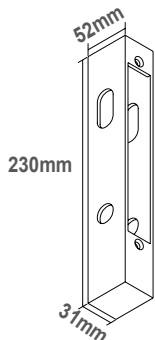
| | |
|---------|-------|
| WIDTH | 42mm |
| HEIGHT | 230mm |
| DEPTH | 30mm |
| BACKSET | 23mm |



LB21

TO SUIT BORG 2000 SERIES DIGITAL

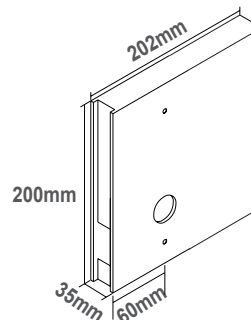
| | |
|---------|-------|
| WIDTH | 92mm |
| HEIGHT | 175mm |
| DEPTH | 30mm |
| BACKSET | 60mm |



LB18P

TO SUIT LEGGE 995mf WITH CYLINDER & SPINDLE HOLE

| | |
|---------|-------|
| WIDTH | 52mm |
| HEIGHT | 230mm |
| DEPTH | 31mm |
| BACKSET | 23mm |

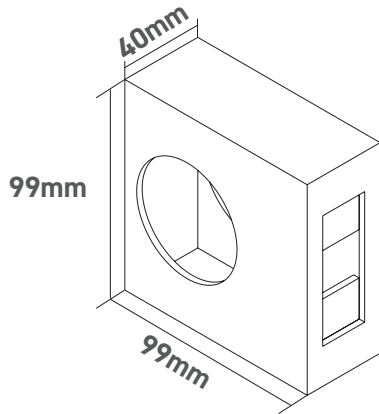


LB22

TO SUIT BORG 5000 SERIES DIGITAL

| | |
|---------|-------|
| WIDTH | 202mm |
| HEIGHT | 200mm |
| DEPTH | 35mm |
| BACKSET | 60mm |

LOCK BOXES



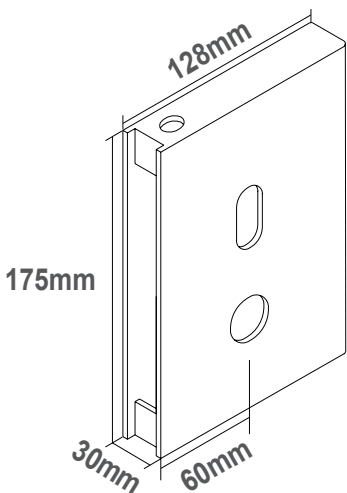
NEW

LB17A

LOCKBOX 54MM HOLE 60MM BACKSET 3MM THICK TO SUIT 40MM GATE

| | |
|----------|------------------------|
| WIDTH | 99mm |
| HEIGHT | 99mm |
| DEPTH | 40mm |
| BACKSET | 60mm |
| MATERIAL | ZINC PLATED MILD STEEL |

ELECTRIC LOCKS

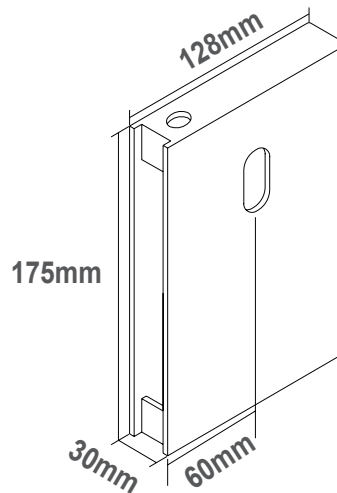


NEW

LB2E

TO SUIT LOCKWOOD MORTICE ELECTRIC LOCK

| | |
|----------|------------------------|
| WIDTH | 128mm |
| HEIGHT | 175mm |
| DEPTH | 30mm |
| BACKSET | 60mm |
| MATERIAL | ZINC PLATED MILD STEEL |




NEW

LB3E

TO SUIT LOCKWOOD MORTICE ELECTRIC LOCK

| | |
|----------|------------------------|
| WIDTH | 128mm |
| HEIGHT | 175mm |
| DEPTH | 30mm |
| BACKSET | 60mm |
| MATERIAL | ZINC PLATED MILD STEEL |

PUSH PLATES




PP330X160
PUSH PLATES

| | |
|-----------|---------|
| WIDTH | 300mm |
| HEIGHT | 160mm |
| THICKNESS | 1.5mm |
| MATERIAL | S/Steel |



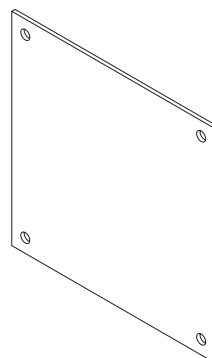
PP220X120
PUSH PLATES

| | |
|-----------|---------|
| WIDTH | 120mm |
| HEIGHT | 220mm |
| THICKNESS | 1.5mm |
| MATERIAL | S/Steel |



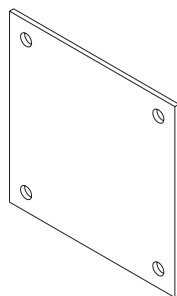
PP330X100
PUSH PLATES

| | |
|-----------|---------|
| WIDTH | 100mm |
| HEIGHT | 300mm |
| THICKNESS | 1.5mm |
| MATERIAL | S/Steel |



PP90X90
PUSH PLATES

| | |
|-----------|---------|
| WIDTH | 90mm |
| HEIGHT | 90mm |
| THICKNESS | 1.5mm |
| MATERIAL | S/Steel |

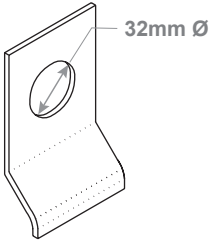


PP60X60
PUSH PLATES

| | |
|-----------|---------|
| WIDTH | 60mm |
| HEIGHT | 60mm |
| THICKNESS | 1.5mm |
| MATERIAL | S/Steel |

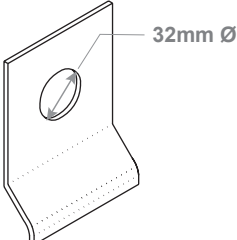
PULL PLATES

09351136



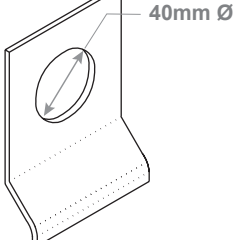
201 Pull Plate Small

09351137



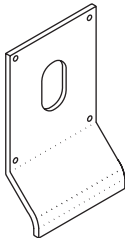
201 Pull Plate Large

09351138



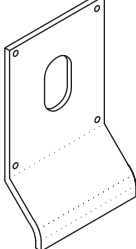
Deadbolt Pull

09351215



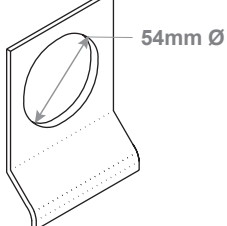
590 Pull Plate Small

09351302



590 Pull Plate Large

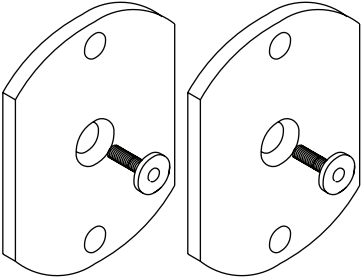
09351242



Deadbolt Pull 54
To Suit Lockwood Paradigm

| Part No. | Dimension Incl. Lip | Material | Thickness | Hole \varnothing |
|----------|------------------------|-----------------|-----------|--------------------|
| 09351136 | 60mm x 100mm | Stainless Steel | 1.5mm | 32mm |
| 09351137 | 80mm x 100mm | Stainless Steel | 1.5mm | 32mm |
| 09351138 | 80mm x 110mm | Stainless Steel | 1.5mm | 40mm |
| 09351215 | 60mm x 100mm | Stainless Steel | 1.5mm | N/A |
| 09351302 | 80mm x 110mm | Stainless Steel | 1.5mm | N/A |
| 09351242 | 80mm x 110mm | Stainless Steel | 1.5mm | 54mm |

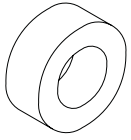
PULL HANDLE MOUNTING HANDLE



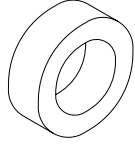
PHB1
Pull Handle Mounting Plate Pair

| Part No. | Dimension | Material | Thickness |
|----------|-------------|-----------------|-----------|
| PHB1 | 54mm x 37mm | Stainless Steel | 3mm |

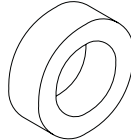
PADLOCK COLLARS



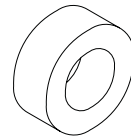
8345COLLAR
8345SSCOLLAR



8350COLLAR



8355COLLAR



FS234860



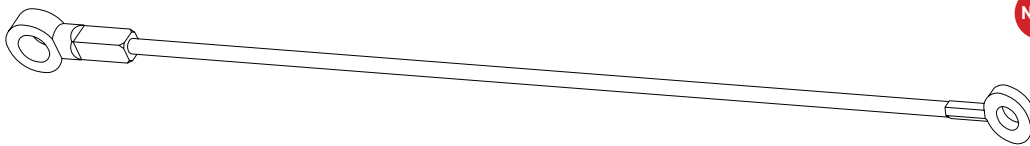
NEW

7240COLLAR

Stainless Steel

| Part No. | ID | OD | To Suit |
|--------------|--------|--------|------------------|
| 8345COLLAR | 8mm | 15.8mm | ABUS 83/45 |
| 8345SSCOLLAR | 7.8mm | 15.8mm | ABUS 83IB/45 |
| 8350COLLAR | 9.5mm | 15.8mm | ABUS 83/50 |
| 8355COLLAR | 11.3mm | 19mm | ABUS 83/55 |
| FS234860 | 8.8mm | 15.8mm | Lockwood 234/334 |
| 7240COLLAR | 6mm | .5mm | ABUS 72/40 |

PADLOCK LANYARDS



NEW

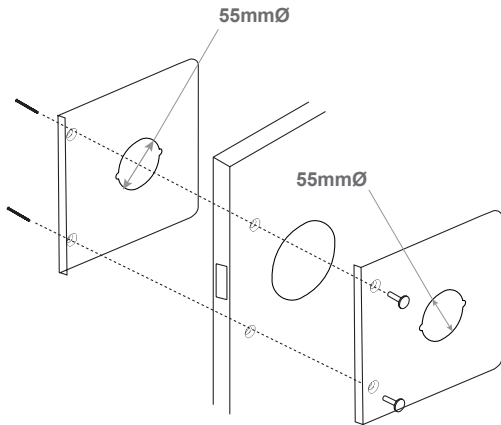


LAN 40 / 45 / 50 / 234

| Part No. | Length | Thickness | To Suit |
|----------|--------|-----------|---------------------------|
| FSLAN45 | 300mm | 4mm | ABUS 83/45 |
| FSLAN50 | 300mm | 4mm | ABUS 83/50 / Lockwood 245 |
| FSLAN234 | 300mm | 4mm | Lockwood 334 |
| FSLAN40 | 300mm | 4mm | ABUS 83/40 |

DOOR GUARDS

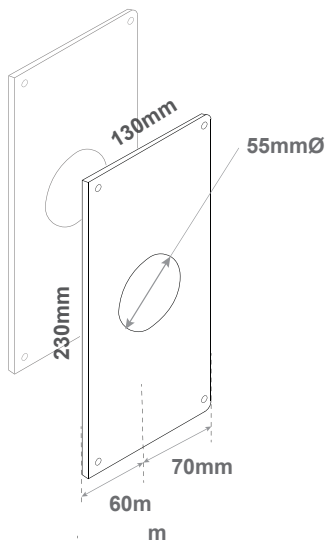
STAINLESS STEEL



DG60 / DG70 / DG127

BDS DOOR GUARD PKT 2

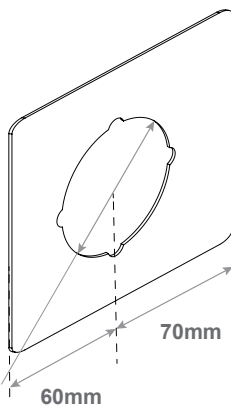
| Part No. | Dimension | Thickness | Backset |
|----------|---------------|-----------|---------|
| DG60 | 150mm x 110mm | 1.2mm | 60mm |
| DG70 | 150mm x 121mm | 1.2mm | 70mm |
| DG127 | 150mm x 180mm | 1.2mm | 127mm |



09351243

BDS DRESS PLATE, OFFSET 60/70 PKT 2

| Part No. | Dimension | Thickness | Backset |
|----------|---------------|-----------|------------|
| 09351243 | 230mm x 130mm | 1.5mm | 60 / 70 mm |

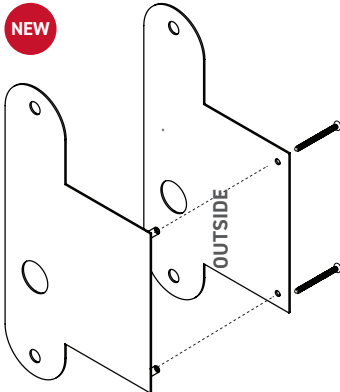


09351450

BDS scar plate suits BRAVA Urban and Lockwood 530/930 series locksets. Stainless Steel.

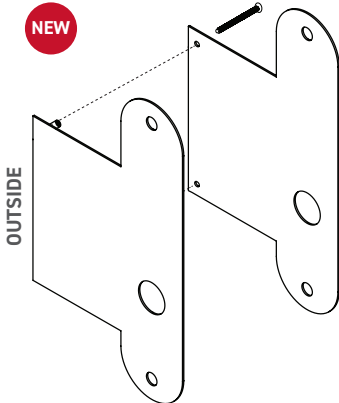
| Part No. | Dimension | Thickness | Backset |
|----------|--------------|-----------|------------|
| 09351450 | 85mm x 130mm | 1.2mm | 60 / 70 mm |

SALTO DRESS PLATES



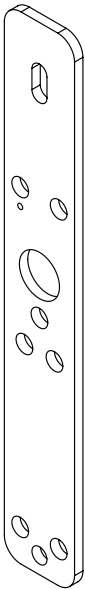
SALARTPLKLH
Salto dress plates to suit retrofit from Lockwood Artefact to Salto XS4 ANSI wide body escutcheons.

THICKNESS 1.5 mm



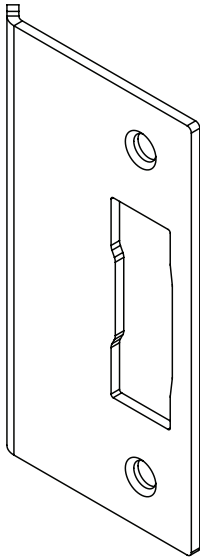
SALARTPLKRH
Salto dress plates to suit retrofit from Lockwood Artefact to Salto XS4 ANSI wide body escutcheons.

THICKNESS 1.5 mm



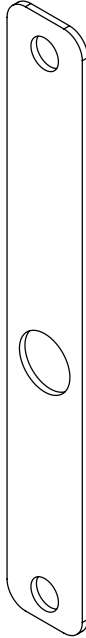
SALTOXS4PACKER

THICKNESS 1.5 mm



SALTO50STK
Salto dress plates to suit retrofit from Lockwood Artefact to Salto XS4 ANSI wide body escutcheons.

THICKNESS 2mm



SALTOPACKER
Salto dress plates to suit retrofit from Lockwood Artefact to Salto XS4 ANSI wide body escutcheons.

THICKNESS 3, 6, 10mm

MISCELLANEOUS PRODUCT

BDS201TAILEXT



201 Tail Extension

BDS201TAILEXT150

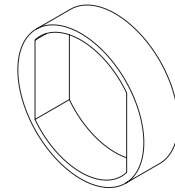


201 Tail Extension

BDS201TAILEXT200



201 Tail Extension



09351400 / 09351401
PACKER TO SUIT CAMLOCK

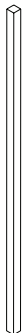
| Part No. | Thickness |
|----------|-----------|
| 09351400 | 3mm |
| 09351401 | 6mm |



TAIL EXTENSIONS

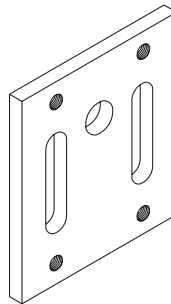
| Part No. | Length | Material | Thickness |
|------------------|--------|-----------------|-----------|
| BDS201TAILEXT | 100mm | Stainless Steel | 2mm |
| BDS201TAILEXT150 | 150mm | Stainless Steel | 2mm |
| BDS201TAILEXT200 | 200mm | Stainless Steel | 2mm |

SB7575



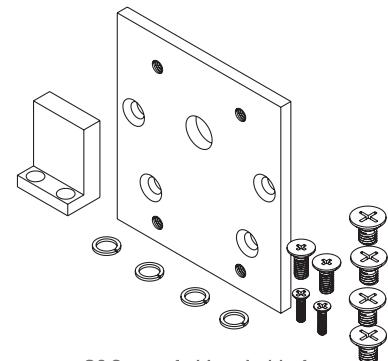
BDS solid square bar.
Suits most Lockwood furniture.

11351154



BDS mounting plate to suit S&G footprint locks.

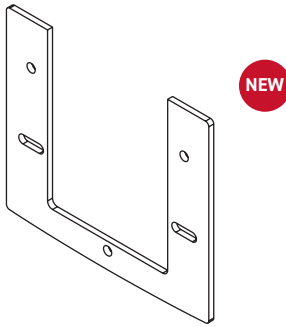
2740RETKIT



S&G retrofit kit suitable for replacing Chatwood Milner Manifold locksets.

| Part No. | Length | Material | Thickness |
|------------|-------------|------------|---------------|
| SB7575 | 300mm | Mild Steel | 7.5mm x 7.5mm |
| 11351154 | 85mm x 75mm | Mild Steel | 6 mm |
| 2740RETKIT | 89mm x 81mm | Mild Steel | 5 mm |

MISCELLANEOUS PRODUCT

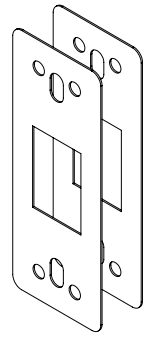


NEW

09351221

Packing plate to suit
Lockwood 001 Touch

| | |
|-----------|---------|
| WIDTH | 123mm |
| HEIGHT | 108mm |
| THICKNESS | 3mm |
| MATERIAL | S/Steel |

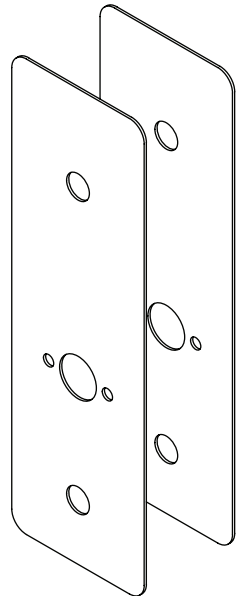


NEW

SPDAHUA

BDS SCAR PLATE SPDAHUA SUIT DAHUA
BLE DIGITAL SMART LOCK
(SOLD AS PAIR) SSS

| | |
|-----------|---------|
| WIDTH | 100mm |
| HEIGHT | 255mm |
| THICKNESS | 1.5mm |
| MATERIAL | S/Steel |



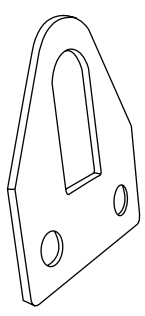
NEW

SPQL8000

Quantum Dress Plate
to suit QL8000 PKT=2

| | |
|-----------|---------|
| WIDTH | 85mm |
| HEIGHT | 270mm |
| THICKNESS | 1.5mm |
| MATERIAL | S/Steel |

11351170

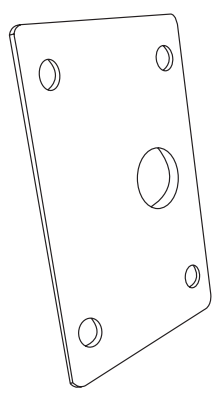


NEW

BDS STRIKE PATIO BOLT SS SUITS
LOCKWOOD PATIO BOLTS AND BARREL
BOLTS

| | |
|-----------|------|
| WIDTH | 46mm |
| HEIGHT | 42mm |
| THICKNESS | 2mm |

TOILET INDICATOR PACKING PLATE



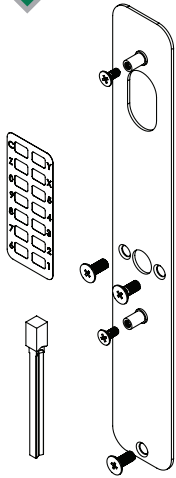
NEW

| | |
|-----------|------|
| WIDTH | 63mm |
| HEIGHT | 42mm |
| THICKNESS | 2mm |

BORG 2000 & 5000 SERIES

ADAPTER PLATES - STAINLESS STEEL

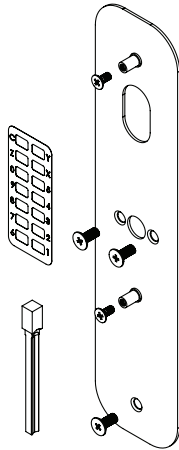
09351500



To Suit Borg 2000 Series with Key Override for Aluminium Style Mortise Locks

| | |
|-----------|--------|
| WIDTH | 40.5mm |
| HEIGHT | 265mm |
| THICKNESS | 1.5mm |

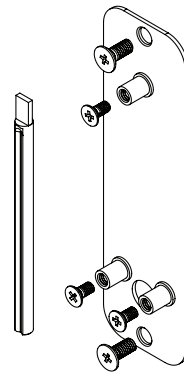
09351550



To Suit Borg 2000 Series with Key Override for Timber Style Mortise Locks

| | |
|-----------|-------|
| WIDTH | 60mm |
| HEIGHT | 265mm |
| THICKNESS | 1.5mm |

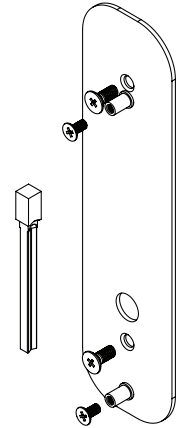
BL002KIT



To Suit Borg 2000 Series 001- Adaptor Plate

| | |
|-----------|--------|
| WIDTH | 40.5mm |
| HEIGHT | 141mm |
| THICKNESS | 1.5mm |

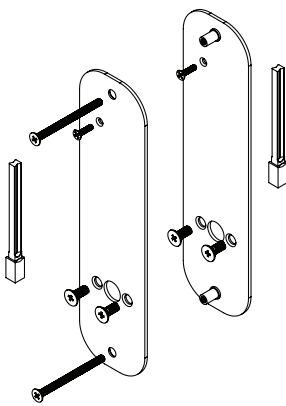
BL3572KIT



To Suit Borg 2000 Series Timber Style Mortise Lock Adaptor Plate

| | |
|-----------|-------|
| WIDTH | 52mm |
| HEIGHT | 200mm |
| THICKNESS | 2mm |

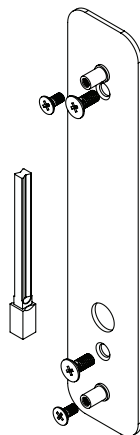
BL3572KITBTB



To Suit Borg 2000 Series Back to Back Adaptor Plates to suit Timber Style Mortise Locks

| | |
|-----------|-------|
| WIDTH | 52mm |
| HEIGHT | 200mm |
| THICKNESS | 2mm |

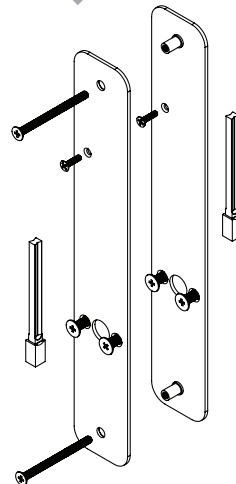
BL3582KIT



To Suit Borg 2000 Series Adaptor Plate to Suit Aluminium Style Mortise Locks

| | |
|-----------|--------|
| WIDTH | 40.5mm |
| HEIGHT | 200mm |
| THICKNESS | 2mm |

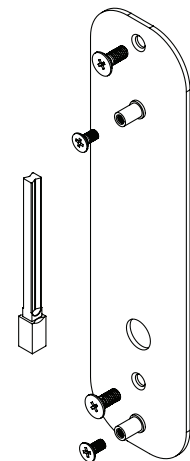
BL3582KITBTB



To Suit Borg 2000 Series Adaptor Plate to Suit Aluminium Style Mortise Locks

| | |
|-----------|--------|
| WIDTH | 40.5mm |
| HEIGHT | 260mm |
| THICKNESS | 2mm |

BL50013572K



To Suit Borg 5000 Series Adaptor Plate to Suit Timber Style Mortise Locks

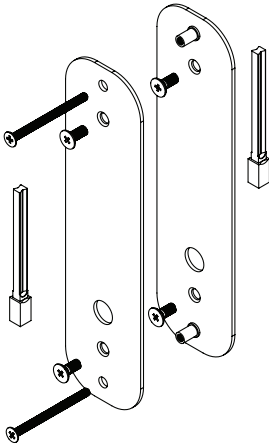
| | |
|-----------|-------|
| WIDTH | 52mm |
| HEIGHT | 200mm |
| THICKNESS | 2mm |

BORG 2000 & 5000 SERIES

ADAPTER PLATES - STAINLESS STEEL

BL50013572KBTB

BORG DIGITAL
ADAPTOR KIT 3572
SUIT 5000 SERIES
BTB PLATE TO SUIT
TIMBER STYLE
MORTICE LOCK

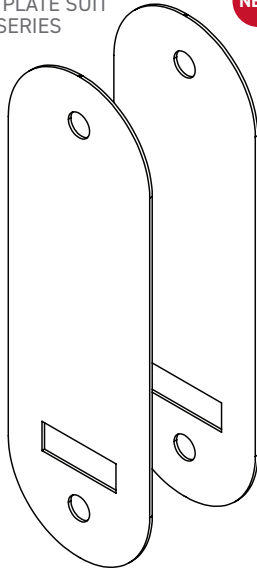


| | |
|-----------|-------|
| WIDTH | 52mm |
| HEIGHT | 200mm |
| THICKNESS | 2mm |

SPBL5001

BORG DIGITAL
SCAR PLATE SUIT
5000 SERIES

NEW

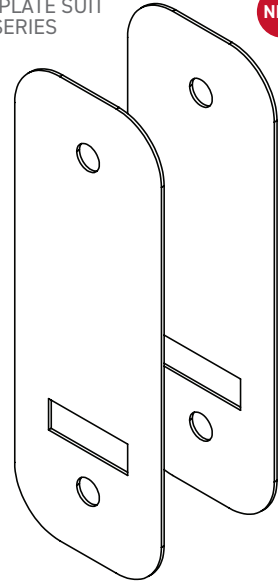


| | |
|-----------|-------|
| WIDTH | 68mm |
| HEIGHT | 198mm |
| THICKNESS | 1.5mm |

BLSPLT

BORG DIGITAL
SCAR PLATE SUIT
2000 SERIES

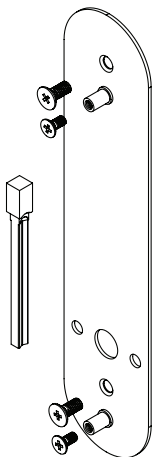
NEW



| | |
|-----------|-------|
| WIDTH | 65mm |
| HEIGHT | 180mm |
| THICKNESS | 1.5mm |

BL50013582K

BORG DIGITAL
ADAPTOR KIT 3582
SUIT 5000 SERIES
TO SUIT
ALUMINIUM STYLE
MORTICE LOCK



| | |
|-----------|-------|
| WIDTH | 60mm |
| HEIGHT | 265mm |
| THICKNESS | 1.5mm |

SPBL5001MB

BORG DIGITAL SCAR
PLATE TO SUIT 2000
SERIES MATT
BLACK PACK OF 2
BLACK POWDER
COATED

NEW




| | |
|-----------|-------|
| WIDTH | 68mm |
| HEIGHT | 198mm |
| THICKNESS | 1.5mm |

BLSPLTMB

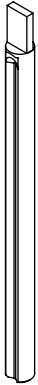
BORG DIGITAL SCAR
PLATE TO SUIT 2000
SERIES MATT BLACK
PACK OF 2
BLACK POWDER
COATED

NEW



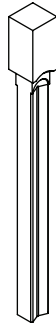
| | |
|-----------|-------|
| WIDTH | 65mm |
| HEIGHT | 180mm |
| THICKNESS | 1.5mm |

SPARE PARTS



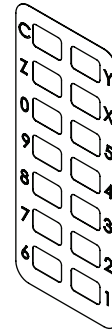
BL2000002SPDL

Flat Spindle
Suits BL002



BLMORTSPDL

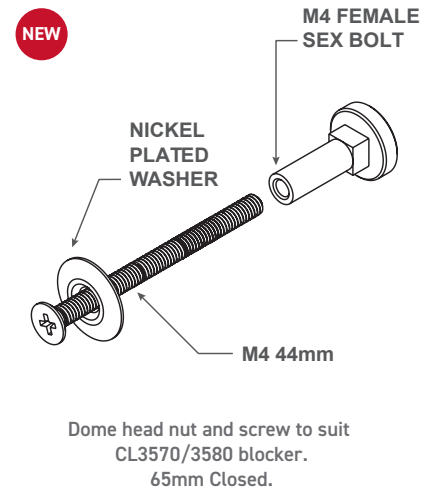
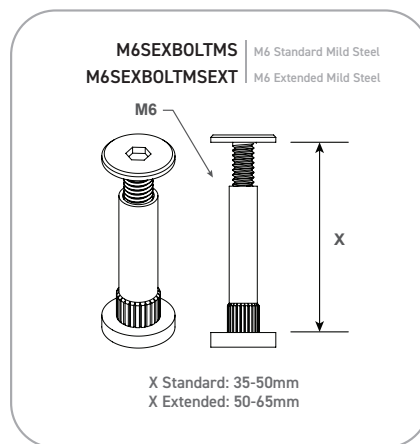
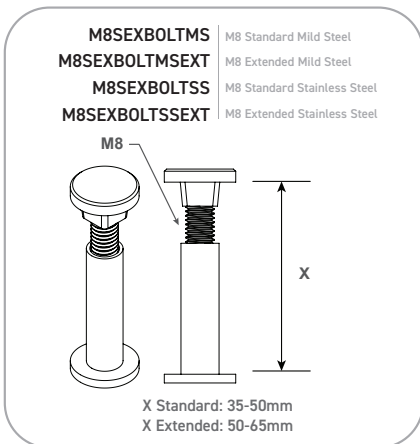
Suits 2000 & 5000 series
Square Spindle



BL2000KORSTICKER

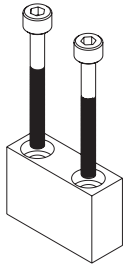
Overlay Sticker

ACCESSORIES



| Part No. | Max Thickness | Material | Thread |
|----------|---------------|-----------------|--------|
| CLMSS | 30mm | Mild Steel | M8 |
| CLSEX | 30mm | Stainless Steel | M8 |
| CLMSSEX | 50mm | Mild Steel | M8 |
| CLSEXEXD | 50mm | Stainless Steel | M8 |
| CLDOME | 70mm | Stainless Steel | M4 |

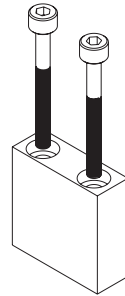
ACCESSORIES



NEW

2007EXT15

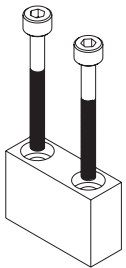
S&G® 15 MM BOLT EXTENSION.
SUITS TITAN™ AND SPARTAN™
MODELS.
SUITS D-DRIVE™ ONLY.
OVERALL BOLT LENGTH WHEN
FITTED IS 23 MM.



NEW

2007EXT25

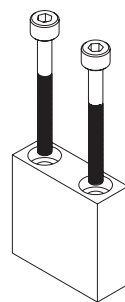
S&G® 25 MM BOLT EXTENSION.
SUITS TITAN™ AND SPARTAN™
MODELS.
SUITS D-DRIVE™ ONLY.
OVERALL BOLT LENGTH WHEN
FITTED IS 33 MM.



NEW

SEC BOLTEXT15

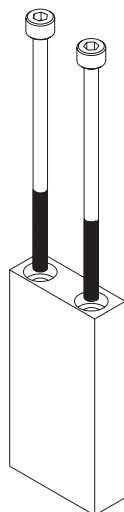
SecuRam® 15 mm bolt
extension. Suit DeadBolts
Model.



NEW

SEC BOLTEXT25

SecuRam® 25 mm bolt
extension. Suit DeadBolts
Model.



NEW

2740EXT50

S&G® 50MM BOLT EXTENSION.
SUITS TITAN™ AND SPARTAN™
MODELS.
SUITS D-DRIVE™ ONLY.
OVERALL BOLT LENGTH WHEN
FITTED IS 58 MM.




LSC Head Office

140-158 Dryburgh Street
North Melbourne, VIC 3051

 03 9329 7222
 03 9329 2570
 lsc@lsc.com.au

LSC South Australia

5W Thebarton Road
Thebarton, SA 5031

08 8223 2999 
08 8223 1777 
sa@lsc.com.au 

LSC New South Wales

44 Skarratt Street
Silverwater, NSW 2128

 02 9647 8111
 02 9647 8100
 nsw@lsc.com.au

LSC Western Australia

9 Brennan Way
Belmont, WA 6104

08 9328 7488 
08 9227 7363 
wa@lsc.com.au 


LSC Queensland

15-17 Jeays Street
Bowen Hills, QLD 4006

 07 3252 1056
 07 3252 1087
 qld@lsc.com.au

LSC Auckland

32A Poland Rd
Glenfield, Auckland 0627

+649 444 5117 
+649 444 5119 